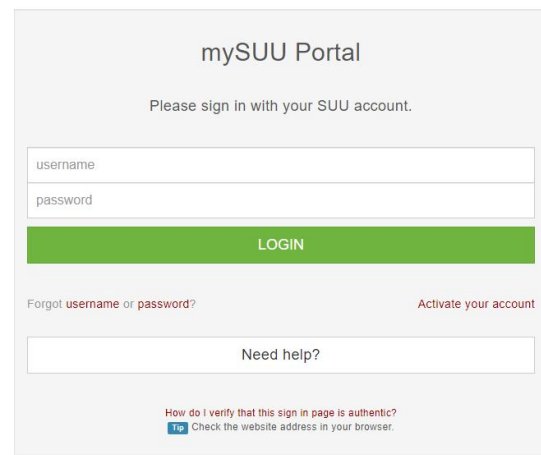


How to login to the mySUU Portal

- Go to SUU.edu
- Click on mysuu portal (top left)

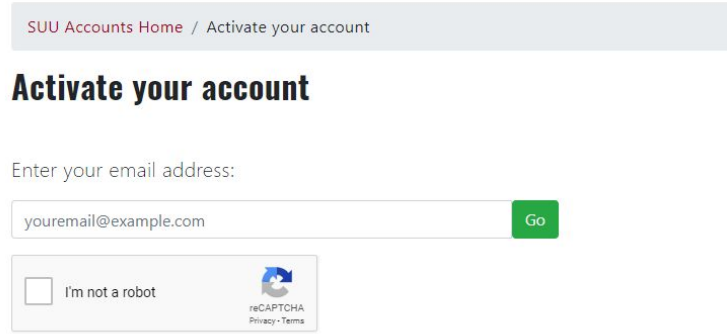


- Login to your portal using username and password
- If you have never logged in before click “activate your account”
- If you forgot your username or password click “Forgot username or password?”

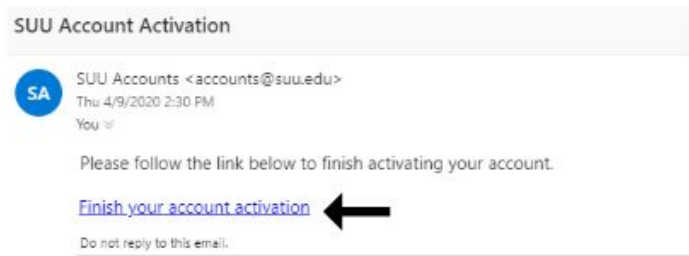


To activate your account for the first time:

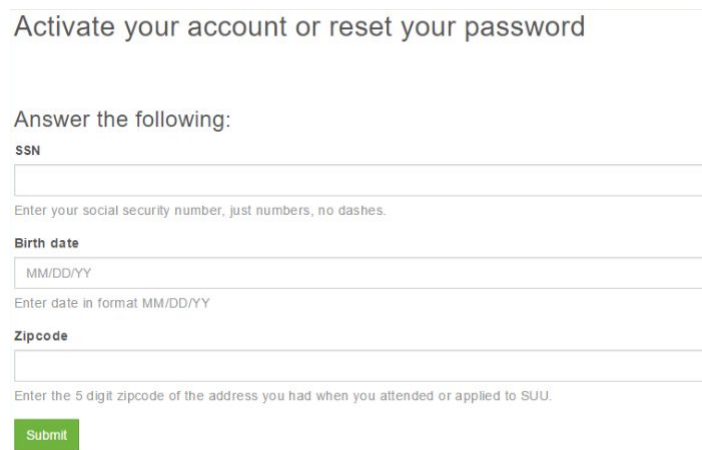
- Enter the email address you gave when you applied to SUU
- Click I’m not a robot



- An authorization email will be sent, please go check your email
- Click “finish your account activation” in your email



- Fill out the information that the link leads you to
- Click “submit”



If you need further assistance please contact the help desk at (435) 865-8200