

CREATE PLAYDATE

Self Portrait Paper Mosaics for the book *Pezzettino* by Leo Lionni

The art in the book *Pezzettino* is mostly made up of squares, so today we're going to be making paper mosaic self portraits.

Instructions for Self Portrait Mosaic:

Materials Needed:

- White sheet of paper
- Colored paper
(you can also use colored tissue paper or markers)
- Glue
- Scissors



In the book, each character is called “the-one-who-runs” or “the-swimming-one” and the story is about Pezzettino finding out who he is. If you were in this story, what would they call you? Would you be “the-sleepy-one”? Would you be “the-jumping-one”? Would you be “the-tall-one” or “the-short-one”? Decide what you would be called and create a paper mosaic to reflect your name!

Example:

Here's my example of what yours could look like. For my example, I chose to be “the-one-who-sleeps” because I love to sleep. If you don't have construction or tissue paper, use markers to draw squares and draw your masterpiece instead. On the next page is my square drawing of “the-one-who-bounces.”

Pezzettino

Leo Lionni



Step 1:

Read the book Pezzettino by Leo Lionni. You can find a reading of the book on SUMA's Facebook Page.

Step 2:

Get your white sheet of paper to use as the canvas for your self portrait.

Step 3:

Using colored tissue paper, or construction paper, pick 3 or 4 colors and cut them into little squares. These will be the building blocks of your creation. Don't have paper to spare? Grab markers and make square shapes with different colors!

Step 4:


Arrange your squares on the piece of paper to create your self portrait as "the-one-who- _____." Once you like your design, take a glue stick and glue it down to your paper.

Step 5:

Add background to your picture. If you're "the-one-who-runs," what are you running on? If you're "the-one-who-swims," what are you swimming in?

Step 6:

Title your masterpiece. Tell us what you do as "the-one-who- _____."



SHARE!

Now that you have created a magnificent self portrait mosaic, share a photo of your masterpiece with SUMA so we can share it with the community. Tag us on Instagram @suma_museum, use #SUMAatHome or email us your photo at experiencesuma@suu.edu.