

SUU

2018-19

ANNUAL FINANCIAL REPORT



SOUTHERN UTAH UNIVERSITY

A COMPONENT UNIT OF THE STATE OF UTAH



CONTENTS

	Page
Message from the President	2
Report of Independent Auditor	3
Management Discussion and Analysis	6
Statement of Net Position	13
Statement of Revenues, Expenses, and Changes in Net Position	15
Statement of Cash Flows	16
Notes to the Financial Statements	19
Required Supplementary Information	45
Governing Boards and Officers	47





Message from the President

Southern Utah University (1897) has evolved from a teacher training institution to become one of Utah's premier four-year regional universities offering over 140 undergraduate and 19 graduate programs. With world class, project-based learning, unique undergraduate research opportunities, and a personalized learning environment, students lead projects mentored by professors. True to the University's core vision, SUU faculty, staff and administrators enable students to: honor thought in all its finest forms, achieve excellence in their chosen field, and create positive change in the world.

SUU's focus on improving the quality of the educational experience for its students, increasing student outcomes (including graduation rates and job placement), accommodating increased enrollments, and building its reputation throughout the region, is transforming the University and helping students succeed in life.

The University is investing considerable resources to develop high quality experiential and integrated learning opportunities for all students, and has received much national recognition for the same. For the second year, innovative application of high impact educational practices has earned SUU recognition among the nation's *Colleges of Distinction*. SUU is the only public university in Utah named with this prestigious designation. To be recognized as such, schools must demonstrate results across Four Distinctions – Engaged Students, Great Teaching, Vibrant Community, and Successful Outcomes.

We are also pleased that Governor Gary Herbert and the Utah State Legislature have approved and funded a three-year bachelor's degree pilot program to launch in January 2020. The three-year program is an innovative program that is an optional program for students to accelerate the traditional undergraduate process and enter the workforce earlier while still gaining the professional hands-on experiences needed for the job market. This initiative is a significant investment in SUU and our success in developing this program will benefit our students, community, and employees, and may pave the way for other schools to follow our lead.

The three-year degree program will reduce barriers to graduation making it easier for a student to save time and money. The program will include an adjustment to SUU's academic calendar to accommodate three full semesters, plus a reasonable summer break. New structural changes will also include robust online offerings and summer classes.

These indicators and initiatives, and many more that could be cited, are a testament to the University's growing reputation. Each of our successes is made possible by the support of our treasured alumni, friends, and policy makers and we thank you for your continued devotion to our mission.

Sincerely,

Scott L Wyatt



OFFICE OF THE
STATE AUDITOR

INDEPENDENT STATE AUDITOR'S REPORT

To the Board of Trustees, Audit Committee
and
Scott L. Wyatt, President
Southern Utah University

Report on the Financial Statements

We have audited the accompanying financial statements of Southern Utah University (the University), a component unit of the State of Utah, as of and for the year ended June 30, 2019, and the related notes to the financial statements, which collectively comprise the University's basic financial statements as listed in the table of contents.

Management's Responsibility for the Financial Statements

Management is responsible for the preparation and fair presentation of these financial statements in accordance with accounting principles generally accepted in the United States of America; this includes the design, implementation, and maintenance of internal control relevant to the preparation and fair presentation of financial statements that are free from material misstatement, whether due to fraud or error.

Auditor's Responsibility

Our responsibility is to express an opinion on these financial statements based on our audit. We conducted our audit in accordance with auditing standards generally accepted in the United States of America and the standards applicable to financial audits contained in *Government Auditing Standards*, issued by the Comptroller General of the United States. Those standards require that we plan and perform the audit to obtain reasonable assurance about whether the financial statements are free from material misstatement.

An audit involves performing procedures to obtain audit evidence about the amounts and disclosures in the financial statements. The procedures selected depend on the auditor's judgment, including the assessment of the risks of material misstatement of the financial statements, whether due to fraud or error. In making those risk assessments, the auditor considers internal control relevant to the entity's preparation and fair presentation of the financial statements in order to design audit procedures that are appropriate in the circumstances, but not for the purpose of expressing an opinion on the effectiveness of the entity's internal control. Accordingly, we express no such opinion. An audit also includes evaluating the appropriateness of accounting policies used and the reasonableness of significant accounting estimates made by management, as well as evaluating the overall presentation of the financial statements.

We believe that the audit evidence we have obtained is sufficient and appropriate to provide a basis for our audit opinion.

Opinion

In our opinion, the financial statements referred to above present fairly, in all material respects, the financial position of the University as of June 30, 2019, and the changes in its financial position and its cash flows thereof for the year then ended in accordance with accounting principles generally accepted in the United States of America.

Other Matters

Required Supplementary Information

Accounting principles generally accepted in the United States of America require that Management Discussion and Analysis and the University's Schedule of Proportionate Share of Net Pension Liability and Schedule of Contributions, listed as Required Supplementary Information in the table of contents, be presented to supplement the basic financial statements. Such information, although not a part of the basic financial statements, is required by the Governmental Accounting Standards Board who considers it to be an essential part of financial reporting for placing the basic financial statements in an appropriate operational, economic, or historical context. We have applied certain limited procedures to the required supplementary information in accordance with auditing standards generally accepted in the United States of America, which consisted of inquiries of management about the methods of preparing the information and comparing the information for consistency with management's responses to our inquiries, the basic financial statements, and other knowledge we obtained during our audit of the basic financial statements. We do not express an opinion or provide any assurance on the information because the limited procedures do not provide us with sufficient evidence to express an opinion or provide any assurance.

Other Information

Our audit was conducted for the purpose of forming an opinion on the financial statements that collectively comprise the University's basic financial statements. The Message from the President and the listing of the governing boards and officers have not been subjected to the auditing procedures applied in the audit of the basic financial statements, and accordingly, we do not express an opinion or provide any assurance on them.

Other Reporting Required by *Government Auditing Standards*

In accordance with *Government Auditing Standards*, we have also issued our report dated December 17, 2019 on our consideration of the University's internal control over financial reporting and on our tests of its compliance with certain provisions of laws, regulations, contracts, and grant agreements and other matters. The purpose of that report is to describe the scope of our testing of internal control over financial reporting and compliance and the results of that testing, and not to provide an opinion on internal control over financial reporting or on compliance. That report is an integral part of an audit performed in accordance with *Government Auditing Standards* in considering the University's internal control over financial reporting and compliance.

Office of the State Auditor

Office of the State Auditor

December 17, 2019



SOUTHERN UTAH UNIVERSITY

MANAGEMENT DISCUSSION AND ANALYSIS

FISCAL YEAR ENDED JUNE 30, 2019

Introduction

The following discussion and analysis provides an overview of the financial position and activities of Southern Utah University (University) for the year ended June 30, 2019. This discussion was prepared by management and should be read in conjunction with the audited financial statements and the notes thereto, which follow this section.

Since its founding in 1897, the University has evolved from a teacher training school into its current role as Utah's premier four-year regional university. Historically, it has served the southern region of Utah and areas of two contiguous states with undergraduate and graduate programs and applied technology training. More recently, it has expanded its reach both nationally and internationally. People look to the University for public education, outreach services, culture, sporting events, economic and business development, regional history, public affairs, and major academic specialties. The University enrolls over 10,000 undergraduate and graduate students.



Financial

The annual report consists of three basic financial statements that provide information on the University as a whole: the Statement of Net Position; the Statement of Revenues, Expenses, and Changes in Net Position; and the Statement of Cash Flows. Each of these statements will be discussed.

The University's financial statements include, as a blended component unit, the activity of the Southern Utah University Foundation (Foundation). The Foundation was established to support, promote, sponsor, and carryout educational and related activities and objectives at the University.

Statement of Net Position

The Statement of Net Position reports the assets, deferred outflows of resources, liabilities, deferred inflows of resources, and net position of the University at June 30. Net Position is categorized as "Net Investment in Capital Assets", "Restricted" (Expendable or Nonexpendable), or "Unrestricted." Net Investment in Capital Assets includes fixed assets of the University reduced by accompanying debt and accumulated depreciation. Restricted Nonexpendable assets include endowment and similar funds that are held in perpetuity. Restricted Expendable assets are subject to externally imposed restrictions governing their use. All other assets are listed as Unrestricted. Below is a Condensed Statement of Net Position as of June 30, 2019 and 2018.

SOUTHERN UTAH UNIVERSITY

MANAGEMENT DISCUSSION AND ANALYSIS

FISCAL YEAR ENDED JUNE 30, 2019

Condensed Statement of Net Position				
	<u>June 30, 2019</u>	<u>June 30, 2018*</u>	<u>Change</u>	<u>% Change</u>
Assets				
Current Assets	\$ 41,278,496	\$ 52,209,858	\$(10,931,362)	-20.9%
Noncurrent Assets				
Other Noncurrent Assets	75,680,601	71,785,496	3,895,105	5.4%
Capital Assets	164,895,494	150,595,862	14,299,632	9.5%
Total Assets	<u>281,854,591</u>	<u>274,591,216</u>	<u>7,263,375</u>	<u>2.6%</u>
Deferred Outflows of Resources	<u>5,900,962</u>	<u>5,972,399</u>	<u>(71,437)</u>	<u>-1.2%</u>
Liabilities				
Current Liabilities	20,708,853	21,181,691	(472,838)	-2.2%
Noncurrent Liabilities	35,256,975	33,087,063	2,169,912	6.6%
Total Liabilities	<u>55,965,828</u>	<u>54,268,754</u>	<u>1,697,074</u>	<u>3.1%</u>
Deferred Inflows of Resources	<u>753,080</u>	<u>5,232,395</u>	<u>(4,479,315)</u>	<u>-85.6%</u>
Net Position				
Net Investment in Capital Assets	142,195,491	124,886,343	17,309,148	13.9%
Restricted Nonexpendable	23,705,648	22,698,727	1,006,921	4.4%
Restricted Expendable	34,868,949	40,296,434	(5,427,485)	-13.5%
Unrestricted	30,266,557	33,180,962	(2,914,405)	-8.8%
Total Net Position	<u>\$ 231,036,645</u>	<u>\$ 221,062,466</u>	<u>\$ 9,974,179</u>	<u>4.5%</u>

*As presented in 2018 published financial statements

Current assets decreased by \$10.9 million from a \$4.2 million reduction in PTIF Investment Pool to as part of an investment strategy to invest in longer term bonds, a \$4.0 million reduction in Aviation PTIF Escrow balances used to purchase aircraft, and a \$6.1 million reduction in current bonds that matured and were reinvested in noncurrent bonds. These decreases were somewhat offset by increases in tuition receivables (\$938K), receivables for aircraft lab fees (\$629K), and receivables from DFCM for various projects (\$644K), a \$257K reduction in bookstore inventory, a reduction in aviation deposits (\$283K) for aircraft purchased and possessed in fiscal year 2019, and a \$372K write-down of obsolete aviation parts inventory.

Other noncurrent assets increased by \$3.9 million primarily as a result of an investment in longer term investments including \$2.7 million in mutual funds, \$1.6 million in equity traded products, and \$9.0 million in bonds. The increase in investments was offset by maturity of unit investment trusts in the amount of \$6.9 million and the sale of stocks in the amount of \$600K.

Capital assets increased \$14.3 million as a result of the capitalization of the new Business Building and Geosciences Building Remodel (\$22 million), the acquisition of new aircraft for the Aviation Program (\$3.6 million), offset by a \$7.5 million reduction in construction in progress costs from DFCM and a \$6.4 million increase in depreciation for associated acquisitions and other assets.

Current liabilities decreased due to a \$2.2 million reduction in payables to DFCM for construction of the Business Building and Geosciences Building Remodel, offset by an increase of \$1.3 million related to amounts owed to the Department of Education for Perkins Loan program termination, and a \$474K increase in medical claims payable.

Noncurrent liabilities increased \$2.1 million from an increase in net difference between projected and actual earnings on pension plan investments (\$4.4 million), and an increase due to actuarial valuation of the net pension liability (\$800K). The increase was offset by a reduction in bonds principal and interest becoming current and premium amortization (\$1.5 million), and a reduction in long-term notes and leases payable for Aviation equipment and IT infrastructure equipment (\$1.6 million). Deferred inflows related to pensions also decreased by \$4.4 million as a result of the above-mentioned net difference between projected and actual earnings on pension plan investments.

SOUTHERN UTAH UNIVERSITY

MANAGEMENT DISCUSSION AND ANALYSIS

FISCAL YEAR ENDED JUNE 30, 2019

The University's Net Position increased as a result of the following: Net Investment in Capital Assets increased primarily from the capitalization of the Business Building and Geosciences Building Remodel and the acquisition of aircraft as described previously. Restricted Nonexpendable Net Position increased as a result of increased receipts of scholarship endowment donations from University friends and alumni and increased earnings on endowment investments. Restricted Expendable Net Position decreased primarily from the Department of Education liability for termination of the Perkins Loan program as described above, and a reduction in pledges receivable for capital projects. Unrestricted Net Position decreased primarily due to reductions in gifts for the Center for the Arts and Gilbert Home properties for the SUU Foundation, a decrease in Aviation PTIF Escrow Balances as discussed above, and an increase in renewal and replacement reserves.

Statement of Revenues, Expenses, and Changes in Net Position

The Statement of Revenues, Expenses, and Changes in Net Position presents the results of operations for the year ended June 30. Below is a Condensed Statement of Revenues, Expenses, and Changes in Net Position for the years ended June 30, 2019 and 2018.

Condensed Statement of Revenues, Expenses, and Changes in Net Position				
	<u>June 30, 2019</u>	<u>June 30, 2018*</u>	<u>Change</u>	<u>% Change</u>
Operating Revenues				
Tuition and Fees	\$ 61,487,291	\$ 53,863,985	\$ 7,623,306	14.2%
Grants and Contracts	2,525,274	1,977,881	547,393	27.7%
Sales and Services of Educational Activities	17,600,977	15,379,595	2,221,382	14.4%
Sales and Services of Auxiliary Enterprises	4,861,870	4,506,489	355,381	7.9%
Other	31,818	34,725	(2,907)	-8.4%
Total Operating Revenues	<u>86,507,230</u>	<u>75,762,675</u>	<u>10,744,555</u>	<u>14.2%</u>
Operating Expenses				
Salaries	69,107,907	63,549,093	5,558,814	8.7%
Benefits	29,534,540	25,145,149	4,389,391	17.5%
Other Operating Expenses	21,651,950	18,343,563	3,308,387	18.0%
Student Aid	14,412,428	12,353,433	2,058,995	16.7%
Services and Supplies	20,067,172	17,795,398	2,271,774	12.8%
Depreciation	7,958,166	7,472,652	485,514	6.5%
Repairs and Maintenance	493,322	360,058	133,264	37.0%
Utilities	2,343,932	2,333,449	10,483	0.4%
Total Operating Expenses	<u>165,569,417</u>	<u>147,352,795</u>	<u>18,216,622</u>	<u>12.4%</u>
Operating Loss	<u>(79,062,187)</u>	<u>(71,590,120)</u>	<u>(7,472,067)</u>	<u>-10.4%</u>
Nonoperating Revenues (Expenses)				
State Appropriations	43,887,902	40,688,688	3,199,214	7.9%
Grants and Contracts	23,658,952	23,266,190	392,762	1.7%
Private Gifts and Grants	4,526,920	3,972,738	554,182	13.9%
Investment Income	3,279,841	2,525,202	754,639	29.9%
Other Nonoperating Revenues (Expenses)	(1,319,626)	(357,171)	(962,455)	-269.5%
Interest on Indebtedness	(311,276)	(713,162)	401,886	56.4%
Net Nonoperating Revenue (Expenses)	<u>73,722,713</u>	<u>69,382,485</u>	<u>4,340,228</u>	<u>6.3%</u>
Income (Loss) Before Other Revenue	<u>(5,339,474)</u>	<u>(2,207,635)</u>	<u>(3,131,839)</u>	<u>-141.9%</u>
Other Revenues	<u>15,313,653</u>	<u>3,987,418</u>	<u>11,326,235</u>	<u>284.0%</u>
Change in Net Position	<u>9,974,179</u>	<u>1,779,783</u>	<u>8,194,396</u>	<u>460.4%</u>
Net Position - Beginning of Year	<u>221,062,466</u>	<u>219,282,683</u>	<u>1,779,783</u>	<u>0.8%</u>
Net Position - End of Year	<u>\$ 231,036,645</u>	<u>\$ 221,062,466</u>	<u>\$ 9,974,179</u>	<u>4.5%</u>

*As presented in 2018 published financial statements

SOUTHERN UTAH UNIVERSITY

MANAGEMENT DISCUSSION AND ANALYSIS

FISCAL YEAR ENDED JUNE 30, 2019

Tuition and fees revenues increased due to increasing enrollments, with resident enrollment growth of 5.9% and non-resident growth of 24.8% from fiscal year 2018. Operating Grants & Contracts increased due to additional federal funding for several IIC programs and state funding for Area Health Education Centers and Rural Health Scholars programs. Sales and Services of Educational Activities increased due to growth in the Community Enrichment and Early College Programs, athletic guarantees, athletic grant in aid funding, Shakespeare Festival admissions, and funding from America First Credit Union for naming rights of the America First Event Center.

Salaries increased due to increase in salaries as well as a 13% growth in full-time employees and a 12% growth in part-time employees. Benefits expense increased because of employee growth, but also because of increased tuition benefits and a change made in recording of Health Savings Account (HSA) benefits.

Other operating expenses increased due to \$3.1 million in additional medical insurance claims, offset by \$1.7 million reclassification of HSA expenses to benefits expense, as well as a transfer of donor funds for the Center for the Arts as mentioned above.

Student aid increased by \$2.1 million as various types of aid increased, including academic scholarships (\$567K), academic waivers (\$1.0 million), and grants-in-aid (\$493K).

Services and supplies increased \$2.2 million as aviation parts expense increased (\$970K) due to growth in the aircraft fleet and the write-off of obsolete parts inventory (\$370K). Additionally, due to aviation fleet growth, fuel costs increased (\$174K). Royalties expense paid by the Utah Shakespeare Festival (USF) increased \$215K for plays produced during the 2019 season. General Services and Office Supplies increased by \$204K and \$174K, respectively due to continued needs and growth.

State appropriations increased \$3.2 million due to additional funding for compensation, operations and maintenance, and performance based funding. Private Gifts and Grants revenue increased primarily for additional donations for the Shakespeare Festival, Athletics, and scholarship funding. Investment income grew primarily due to a revised endowment investment strategy that has been mostly implemented and also due to higher returns on investments through the year.

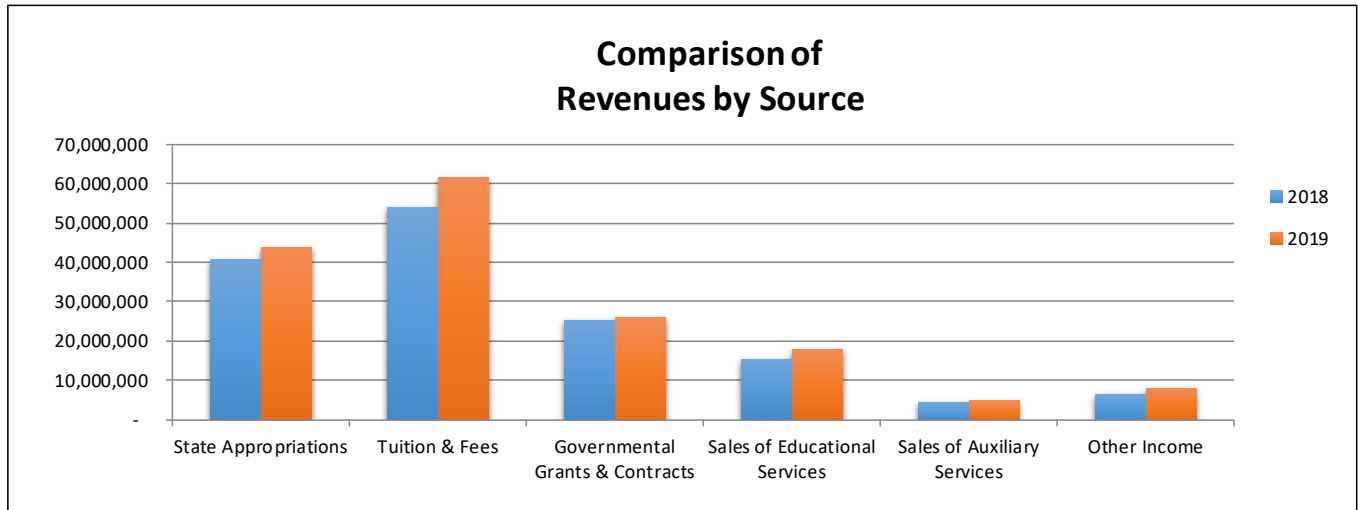
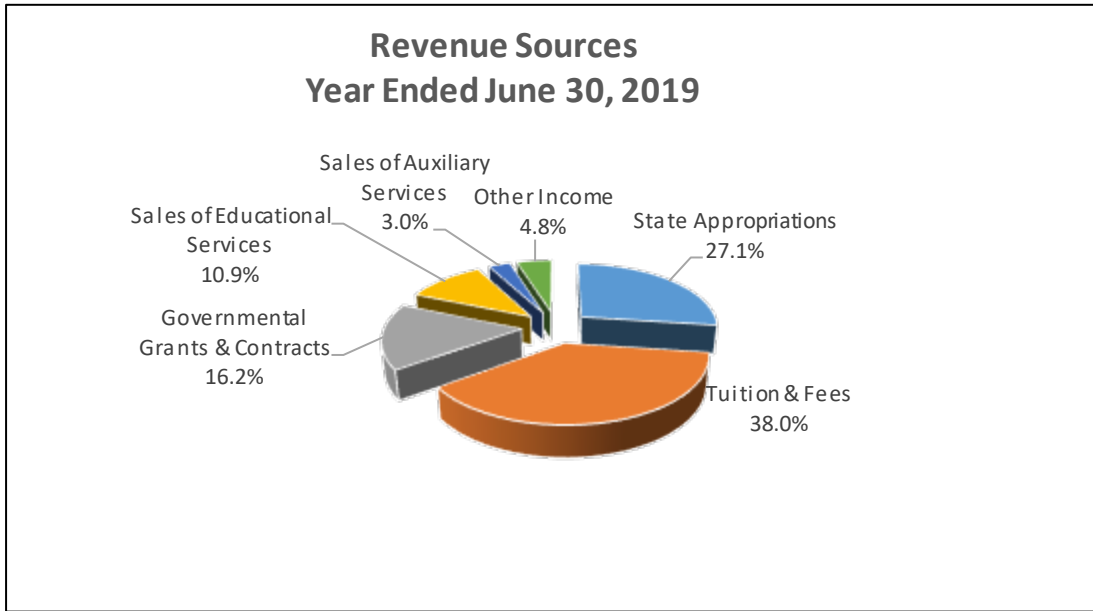
The Department of Education has terminated the Perkins Loan program. As such, SUU is required to return the federal portion of funds received to fund the program. An expense of \$1.3 million was incurred, along with a liability, to account for the amounts due for the termination of this program, resulting in an increase to other non-operating expenses.

Capital appropriations increased due to funding of the Business and Geosciences Buildings and Capital Gifts and Grants increased with an additional \$1.6 million in funding for those buildings.



SOUTHERN UTAH UNIVERSITY

The following graphs illustrate all funding sources as a percentage of total revenues for the year ended June 30, 2019, with a comparison to the prior year:

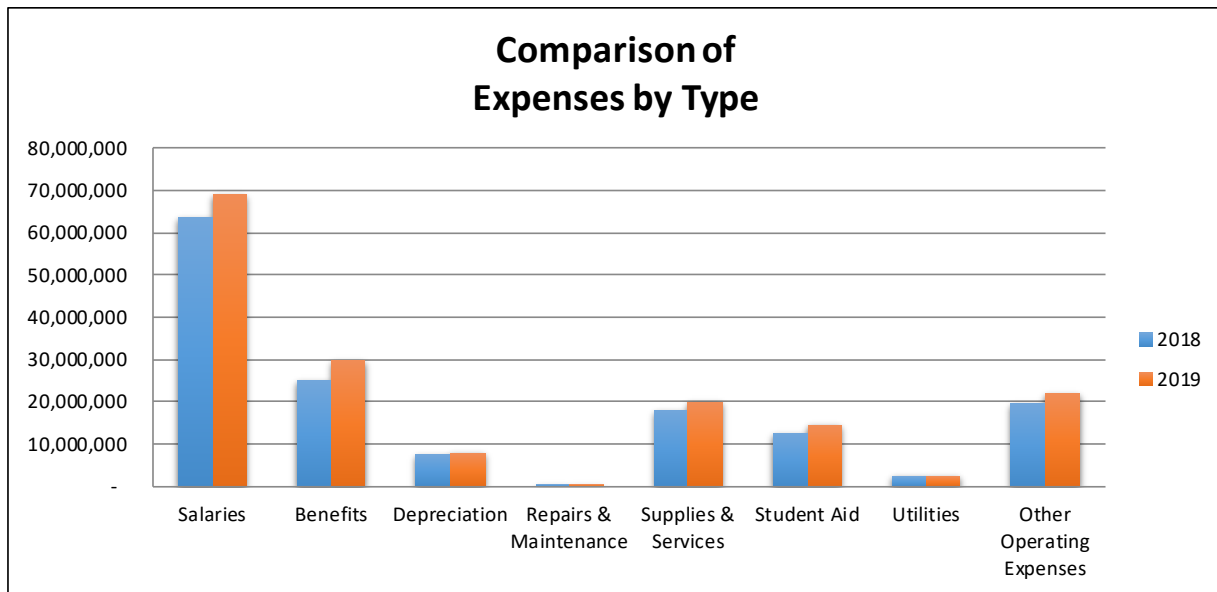
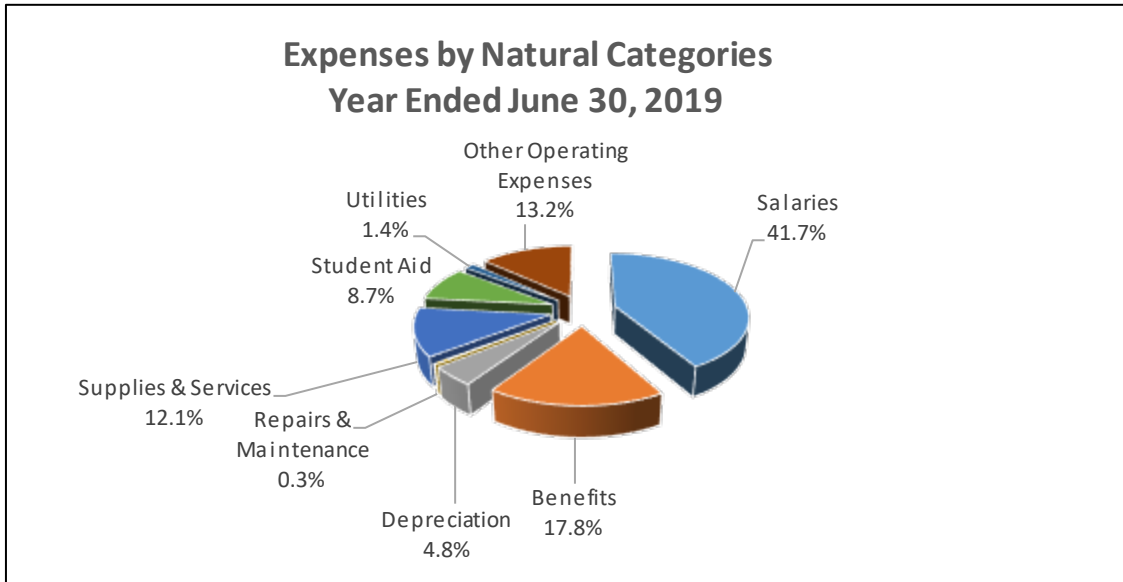


SOUTHERN UTAH UNIVERSITY

MANAGEMENT DISCUSSION AND ANALYSIS

FISCAL YEAR ENDED JUNE 30, 2019

The following graphs illustrate expenses of the University by natural classification as a percentage of total expense for the year ended June 30, 2019, with a comparison to the prior year:



SOUTHERN UTAH UNIVERSITY

MANAGEMENT DISCUSSION AND ANALYSIS

FISCAL YEAR ENDED JUNE 30, 2019

Statement of Cash Flows

The Statement of Cash Flows provides an additional perspective on the University's financial results for the fiscal year. The statement identifies sources and uses of cash by broad categories of activity including Operations, Noncapital Financing Activities, Capital Financing Activities, and Investing Activities. Below is a Condensed Statement of Cash Flows for the fiscal years ended June 30, 2019 and 2018.

	Condensed Statement of Cash Flows			
	June 30, 2019	June 30, 2018	Change	% Change
Cash Provided (Used) by:				
Operating Activities	\$ (64,061,399)	\$ (56,532,840)	\$ (7,528,559)	-13.3%
Noncapital Financing Activities	69,529,658	66,521,466	3,008,192	4.5%
Capital Financing Activities	(12,350,140)	(7,337,483)	(5,012,657)	-68.3%
Investing Activities	<u>(113,465)</u>	<u>(6,756,494)</u>	<u>6,643,029</u>	<u>98.3%</u>
Net Increase (Decrease) in Cash	(6,995,346)	(4,105,351)	(2,889,995)	-70.4%
Cash - Beginning of Year	<u>20,230,424</u>	<u>24,335,775</u>	<u>(4,105,351)</u>	<u>-16.9%</u>
Cash - End of Year	<u>\$ 13,235,078</u>	<u>\$ 20,230,424</u>	<u>\$ (6,995,346)</u>	<u>-34.6%</u>

Noncapital Financing Activities include state appropriations, most grants and contracts, noncapital gifts, other non-operating revenue and agency fund activity. Capital Financing Activities are those associated with capital assets such as capital appropriations, gifts, proceeds from capital debt, capital debt payments, proceeds from the sale of capital assets, and capital asset purchases. Investing Activities include proceeds from the sale of investments, interest/dividend earnings, and payments for the purchase of investments. Changes in cash provided or used by the various cash flow activities is a reflection of results as previously mentioned.

Future Economic Factors that May Affect the University

Economists and business leaders continue to be optimistic about the state's and Iron County's economies and forecast that economic growth in the state and county will continue to grow at a rate higher than the national average. Utah's unemployment rate continues to drop, and the state's consumer attitude continues to rise, leading to an overall healthy economic outlook for Utah.

The University is also continuing to see strong growth in enrollments, with current projections for continued enrollment growth. With increased enrollment and modest increases in tuition and fees, combined with the critical need of continued funding from the State of Utah, the University believes it is well positioned to manage current and future budget challenges.

Summary

The accompanying financial statements, including footnotes, reflect the budgeting challenges of this past year while continuing to show that the University's financial position remains solid during these challenging times.

SOUTHERN UTAH UNIVERSITY

STATEMENT OF NET POSITION

FISCAL YEAR ENDED JUNE 30, 2019

ASSETS

Current Assets:

Cash and Cash Equivalents (Note B)	\$ 11,583,694
Short-term Investments (Note B)	16,946,155
Receivables, Net of Allowance (Note C)	5,834,998
Due From Related Parties (Note D)	1,172,700
Loans and Notes Receivable, Net (Note E)	448,548
Inventories (Note F)	756,524
Prepaid Expenses (Note G)	4,535,877

Total Current Assets 41,278,496

Noncurrent Assets:

Restricted Cash and Cash Equivalents (Note B)	1,651,384
Investments (Note B)	61,786,319
Pledges Receivable (Note C)	491,867
Loans and Notes Receivable, Net (Note E)	10,905,279
Capital Assets, Net of Accumulated Depreciation (Note H)	164,895,494
Other Noncurrent Assets (Note I)	845,752

Total Noncurrent Assets 240,576,095

Total Assets 281,854,591

DEFERRED OUTFLOWS OF RESOURCES

Deferred Outflows Related to Pensions (Note O)	5,900,962
--	-----------

Total Deferred Outflows of Resources 5,900,962

Continued on next page...

The accompanying notes are an integral part of these financial statements.

SOUTHERN UTAH UNIVERSITY

STATEMENT OF NET POSITION

AS OF JUNE 30, 2019

LIABILITIES

Current Liabilities:

Accounts and Interest Payable (Note J)	2,172,093
Due to Related Parties (Note D)	105,169
Refundable Government Grants (Note R)	1,308,988
Payroll and Withholding Taxes Payable (Note J)	874,933
Accrued Benefits & Deductions Payable (Note Q)	2,272,076
Deposits and Other Liabilities (Note K)	865,897
Unearned Revenues (Note G)	7,400,606
Compensated Absences and Termination Benefits (Note L)	2,313,825
Bonds, Notes, and Contracts Payable (Note M)	3,395,266

Total Current Liabilities 20,708,853

Noncurrent Liabilities:

Compensated Absences and Termination Benefits (Note L)	700,276
Bonds, Notes, and Contracts Payable (Note M)	19,688,302
Net Pension Liability (Notes L & O)	14,868,397

Total Noncurrent Liabilities 35,256,975

Total Liabilities 55,965,828

DEFERRED INFLOWS OF RESOURCES

Deferred Inflows Related to Pensions (Note O)	276,264
Deferred Inflows Related to Irrevocable Split-Interest Agreements (Note A)	476,816

Total Deferred Inflows of Resources 753,080

NET POSITION:

Net Investment in Capital Assets 142,195,491

Restricted Nonexpendable:

Scholarships	16,622,203
Other	7,083,445

Restricted Expendable:

Scholarships	3,506,496
Capital Projects	12,998,626
Loans	10,978,179
Other	7,385,648

Unrestricted 30,266,557

Total Net Position \$ 231,036,645

The accompanying notes are an integral part of these financial statements.

SOUTHERN UTAH UNIVERSITY

STATEMENT OF REVENUES, EXPENSES AND CHANGES IN NET POSITION

FISCAL YEAR ENDED JUNE 30, 2019

Operating Revenues	
Student Tuition and Fees (net of scholarship discounts and allowances of \$32,346,541)	\$ 61,487,291
Governmental Grants and Contracts	2,525,274
Sales and Services of Educational Activities	17,600,977
Sales and Services of Auxiliary Enterprises (net of scholarship discounts and allowances of \$1,755,217)	4,861,870
Interest Income on Student Loans	31,818
Total Operating Revenues	<u>86,507,230</u>
Operating Expenses	
Salaries	69,107,907
Benefits	29,534,540
Depreciation	7,958,166
Repairs and Maintenance	493,322
Services and Supplies	20,067,172
Student Aid	14,412,428
Utilities	2,343,932
Other Operating Expenses	21,651,950
Total Operating Expenses	<u>165,569,417</u>
Operating Income (Loss)	<u>(79,062,187)</u>
Nonoperating Revenues (Expenses)	
Government Appropriations - State	43,887,902
Government Grants and Contracts	23,658,952
Private Gifts and Grants	4,526,920
Investment Income	3,279,841
Other Nonoperating Revenue (Expense)	(1,319,626)
Interest on Indebtedness	(311,276)
Net Nonoperating Revenues (Expenses)	<u>73,722,713</u>
Income (Loss) Before Other Revenue	<u>(5,339,474)</u>
Other Revenue	
Capital Appropriations	12,342,865
Capital Grants & Gifts	2,583,046
Additions to Permanent Endowments	387,742
Total Other Revenue	<u>15,313,653</u>
Increase (Decrease) in Net Position	9,974,179
Net Position - Beginning of Year	<u>221,062,466</u>
Net Position - End of Year	<u>\$ 231,036,645</u>

The accompanying notes are an integral part of these financial statements.

SOUTHERN UTAH UNIVERSITY

STATEMENT OF CASH FLOWS

FISCAL YEAR ENDED JUNE 30, 2019

CASH FLOWS FROM OPERATING ACTIVITIES	
Tuition and Fees	\$ 61,469,367
Receipts from Grants/Contracts	2,368,852
Receipts from Auxiliary and Educational Services	26,842,939
Collection of Loans to Students and Employees	251,184
Loans Issued to Students and Employees	(50,300)
Payments for Employee Services and Benefits	(98,194,729)
Payments to Suppliers	(42,336,284)
Payments for Student Financial Aid	(14,412,428)
Net Cash Provided (Used) by Operating Activities	<u>(64,061,399)</u>
CASH FLOWS FROM NONCAPITAL FINANCING ACTIVITIES	
State Appropriations	43,887,902
Receipts from Grants/Contracts	20,925,051
Gifts/Grants for Other Than Capital Purposes	4,852,715
Agency Account Receipts	3,173,760
Agency Account Payments	(3,309,770)
Net Cash Provided (Used) by Noncapital Financing Activities	<u>69,529,658</u>
CASH FLOWS FROM CAPITAL FINANCING ACTIVITIES	
Receipts from Capital Appropriations	2,581,595
Receipts from Capital Grants/Gifts	2,326,915
Proceeds from Sale of Capital Assets	59,348
Purchases of Capital Assets	(13,589,706)
Principal Paid on Capital Debt/Leases	(3,417,016)
Interest Paid on Capital Debt/Leases	(311,276)
Net Cash Provided (Used) by Capital Financing Activities	<u>(12,350,140)</u>
CASH FLOWS FROM INVESTING ACTIVITIES	
Proceeds from Sale/Maturity of Investments	25,316,706
Receipt of Interest/Dividends from Investments	2,341,918
Purchase of Investments	(27,772,089)
Net Cash Provided (Used) by Investing Activities	<u>(113,465)</u>
Net Increase (Decrease) in Cash	(6,995,346)
Cash & Cash Equivalents - Beginning of Year	<u>20,230,424</u>
Cash & Cash Equivalents - End of Year	<u>\$ 13,235,078</u>

The accompanying notes are an integral part of these financial statements.

SOUTHERN UTAH UNIVERSITY

STATEMENT OF CASH FLOWS (CONTINUED)

FISCAL YEAR ENDED JUNE 30, 2019

Reconciliation of Operating Income (Loss) to Net Cash Provided (Used) by Operating Activities

Operating Income (Loss)	\$ (79,062,187)
Adjustments to Reconcile Operating Income (Loss) to Net Cash Provided (Used) by Operating Activities:	
Depreciation Expense	7,958,166
Operations and Maintenance Expense paid by Division of Facility Construction and Management	2,494,240
Difference between Actuarial Calculated Pension Expense and Actual Contributions	751,593
Changes in Assets and Liabilities:	
Receivables (Net)	2,438,649
Due from Related Parties	63,038
Student Loans Receivable	258,504
Inventories	311,742
Prepaid Expenses	(333,309)
Other Current Assets	372,346
Accounts Payable	(828,563)
Due to Related Parties	38,710
Accrued Liabilities	559,930
Accrued Payroll	(174,868)
Unearned Revenues	960,975
Compensated Absences	129,635
Net Cash Provided (Used) by Operating Activities	<u>\$ (64,061,399)</u>

Noncash Investing, Capital, and Financing Activities

Capital Projects paid by DFCM	\$ 9,761,270
Federal Perkins Loan Program Repayment	1,308,988
Repairs and Maintenance paid by Division of Facility Construction and Management (DFCM)	2,494,240
Change in Fair Value of Investments Recognized as	
Investment Income	686,905
Re-investment of Investment Dividends and Interest	(789,453)
Capital Assets acquired through note payable	407,500
Investment Securities donated	136,288
Loss on Retirement of Capital Assets	(10,638)

Reconciliation of Cash and Cash Equivalents to the Statement of Net Position

Cash and Cash Equivalents Classified as Current Assets	\$ 11,583,694
Cash and Cash Equivalents Classified as Noncurrent Assets	<u>1,651,384</u>
Total Cash and Cash Equivalents	<u>\$ 13,235,078</u>

The accompanying notes are an integral part of these financial statements.



SOUTHERN UTAH UNIVERSITY

NOTES TO THE FINANCIAL STATEMENTS

FISCAL YEAR ENDED JUNE 30, 2019

NOTE A. Summary of Significant Accounting Policies

The significant accounting policies followed by Southern Utah University (University) are described below to enhance the usefulness of the financial statements to the reader.

Reporting Entity

The University is a component unit of the State of Utah as defined by Governmental Accounting Standards Board (GASB) Statement No. 14, *The Financial Reporting Entity*. The financial activity of the University is included in the State's Comprehensive Annual Financial Report as a non-major discrete component unit.

The University's financial statements include the accounts of the University, all auxiliary enterprises, and other restricted and unrestricted funds of the University. In addition, the financial statements include the Southern Utah University Foundation (the Foundation).

The Foundation is a legally separate, non-profit organization, incorporated under Utah law in 1996. The Foundation was established to provide support for the University, its students and faculty, and to promote, sponsor, and carry out educational, scientific, charitable, and related activities and objectives at the University.

The Foundation is included in the University's financial statements as a blended component unit. A blended component unit is an entity which is legally separate from the University but which is so intertwined with the University that it is, in substance, the same as the University.

Financial statements of the Foundation can be obtained from the University. In Note S, condensed financial statements have been prepared for the Foundation.

Basis of Accounting

Under the provisions of the GASB standards, the University is permitted to report as a special-purpose government engaged in business-type activities (BTA). BTA reporting requires the University to present only the basic financial statements and required supplementary information (RSI) for an enterprise fund. The basic financial statements include a Management's Discussion and Analysis, a Statement of Net Position or Balance Sheet, a Statement of Revenues, Expenses, and Changes in Net Position, a Statement of Cash Flows, and notes to the financial statements. The required basic financial

statements described above are prepared using the economic resources measurement focus and the accrual basis of accounting.

Cash and Cash Equivalents and Investments

Cash and cash equivalents are generally considered short-term, highly liquid investments with a maturity of three months or less from the purchase date.

Investments are recorded at fair value or net asset value (NAV) in accordance with GASB Statement No. 72, *Fair Value Measurement and Application*. Accordingly, the change in fair value of investments is recognized as an increase or decrease to investment assets and investment income. The University distributes earnings from pooled investments based on the average daily investment of each participating account, or for endowments, distributes earnings according to the University's spending policy.

According to the Uniform Prudent Management of Institutional Funds Act, Section 51-8 of the Utah Code, the governing board may appropriate for expenditure for the purposes for which an endowment is established, as much of the net appreciation, realized and unrealized, of the fair value of the assets of an endowment over the historic dollar value as is prudent under the facts and circumstances prevailing at the time of the action or decision.

The endowment income spending policy at June 30, 2019, was 3.00% of the 12-quarter moving average of the fair value of the endowment pool. The spending policy is reviewed periodically and any necessary changes are made. The amount of net appreciation on investments of donor-restricted endowments available for authorization for expenditure at June 30, 2019 was approximately \$736,360. The net appreciation was a component of restricted, expendable net position.

Accounts Receivable

Accounts receivable consist of tuition and fee charges to students and auxiliary enterprise services provided to students, faculty, staff, and other private parties. Accounts receivable also include amounts due from federal, state, and local governments, or private sources in connection with reimbursement of allowable expenditures made pursuant to the University's grants and contracts. Accounts receivable are recorded net of estimated uncollectible amounts. Donor pledges are also included as accounts receivable. Only those pledges deemed by management as collectible are recorded; therefore, no estimate is made for uncollectible amounts.

SOUTHERN UTAH UNIVERSITY

NOTES TO THE FINANCIAL STATEMENTS

FISCAL YEAR ENDED JUNE 30, 2019

Inventories

Inventories are carried at the lower of cost or market on the first-in, first-out ("FIFO") method.

Restricted Cash and Cash Equivalents and Investments

Cash and cash equivalents and investments that are externally restricted to make debt service payments, maintain sinking or reserve funds, or to purchase or construct capital or other restricted assets, are classified as noncurrent assets in the Statement of Net Position.

Capital Assets

Capital assets are recorded at cost at the date of acquisition, or acquisition value at the date of donation in the case of gifts. All land is capitalized and not depreciated. New buildings with a cost of \$100,000 or more are capitalized. Renovations to buildings, infrastructure, and land improvements that increase the value or extend the useful life of the structure with a cost of \$100,000 or more are capitalized. Routine repairs and maintenance are charged to operating expense in the year in which the expense was incurred. For equipment and intangibles, the University's capitalization policy includes all items with a unit cost of \$5,000 or more (\$3,000 or more for fiscal years prior to 2015), and an estimated useful life of greater than one year. All library books are capitalized with a useful life of 20 years. Collections and works of art valued in excess of \$2,000 are capitalized. Useful lives for collections and works of art shall be determined on a case by case basis, typically 20 years. Depreciation is computed for all capital assets using the straight-line method over the estimated useful lives of the assets; generally 30 to 40 years for buildings, 20 to 40 years for infrastructure, land improvements, library and other collections, 3 to 20 years for equipment, and 3 to 5 years for intangibles. Leasehold improvements are depreciated over the life of the lease.

Other Noncurrent Assets

Other noncurrent assets include funds held in reserve by third parties that are not likely to be liquidated within the next fiscal year.

Unearned Revenues

Unearned revenues include amounts received for tuition and fees and certain auxiliary activities prior to the end of the fiscal year but earned in the subsequent accounting period. Unearned revenues also include amounts received from grant and contract sponsors that have not yet been earned.

Compensated Absences

Non-academic University employee vacation pay is accrued at year-end for financial statement purposes. The liabilities and expenses incurred are recorded at year-end as a component of compensated absences and termination benefits in the Statement of Net Position, and as a component of salaries and benefits expense in the Statement of Revenues, Expenses, and Changes in Net Position.

Pensions

For purposes of measuring the net pension liability, deferred outflows of resources and deferred inflows of resources related to pensions, and pension expense, information about the fiduciary net position of the Utah Retirement Systems Pension Plan (URS) and additions to/deductions from URS's fiduciary net position have been determined on the same basis as they are reported by URS. For this purpose, benefit payments (including refunds of employee contributions) are recognized when due and payable in accordance with the benefit terms. Investments are reported at fair value.

Noncurrent Liabilities

Noncurrent liabilities include: (1) principal amounts of revenue bonds, notes, and contracts (leases) payable with contractual maturities greater than one year; (2) estimated amounts for compensated absences and termination benefits and other liabilities that will not be paid within the next fiscal year; and (3) other liabilities that, although payable within one year, are to be paid from funds that are classified as noncurrent assets.

Net Position

The University's Net Position is classified as follows:

Net investment in capital assets: This represents the University's total investment in capital assets, net of accumulated depreciation and outstanding debt obligations related to those capital assets.

Restricted – expendable: Restricted expendable net position include resources which the University is legally or contractually obligated to spend in accordance with restrictions imposed by external third parties.

Restricted – nonexpendable: Nonexpendable restricted net position consist of endowment and similar type funds which donors or other outside sources have stipulated, as a condition of the gift instrument, that the principal is to be maintained inviolate and in perpetuity, and invested for the

SOUTHERN UTAH UNIVERSITY

NOTES TO THE FINANCIAL STATEMENTS

FISCAL YEAR ENDED JUNE 30, 2019

purpose of producing present and future income, which may either be expended or added to principal.

Unrestricted: Unrestricted net position represent resources derived from student tuition and fees, state appropriations, and sales and services of educational activities. These resources are used for transactions relating to the education and general operations of the University, and may be used at the discretion of the governing board to meet current expenses for any legal purpose. These resources are also used for auxiliary enterprises, which are substantially self-supporting activities that provide services for students, faculty, and staff.

When both restricted and unrestricted resources are available for use, it is the University's policy to use restricted resources first, then unrestricted resources as they are needed.



Classification of Revenues and Expenses

The University has classified its revenues and expenses as either operating or non-operating revenues and expenses according to the following criteria:

Operating Revenues and Expenses: Operating revenues and expenses include activities that have the characteristics of exchange transactions, such as (1) student tuition and fees, net of scholarship discounts and allowances, (2) sales and services of auxiliary enterprises, net of scholarship discounts and allowances, (3) some federal, state, and local grants and contracts, (4) interest on institutional student loans (5) the cost of providing services, (6) administration expenses, and (7) depreciation of capital assets.

Non-operating Revenues and Expenses: Non-operating revenues and expenses include activities that have the

characteristics of non-exchange transactions, such as gifts and contributions, expenses not meeting the definition of operating expenses, and other revenue sources that are defined as non-operating cash flows by GASB No. 9, *Reporting Cash Flows of Proprietary and Nonexpendable Trust Funds and Governmental Entities That Use Proprietary Fund Accounting*, and GASB No. 34, *Basic Financial Statements and Management Discussion and Analysis for State and Local Governments*, such as state appropriations, grants, and investment income.

Scholarship Discounts and Allowances

Student tuition and fee revenues, and certain other revenues from students, are reported net of scholarship discounts and allowances in the Statement of Revenues, Expenses, and Changes in Net Position. Scholarship discounts and allowances are the difference between the stated charge for goods and services provided by the University, and the amount that is paid by students and/or third parties making payments on the students' behalf. Certain governmental grants, such as Pell grants, and other federal, state, or nongovernmental programs, are recorded as either operating or non-operating revenues in the University's financial statements. To the extent that revenues from such programs are used to satisfy tuition and fees and other student charges, the University has recorded a scholarship discount and allowance.

Deferred Inflows

In accordance with GASB Statement No. 81, *Irrevocable Split-Interest Agreements*, the University has recognized a deferred inflow of resources in the amount of \$476,816 for certain irrevocable split-interest agreements where the University has a beneficial interest or right to a portion of the benefits donated pursuant to an irrevocable split-interest agreement, in which the donor enters into a trust and transfers resources to an intermediary. Asset recognition criteria include (1) the government is specified by name as beneficiary in the legal document underlying the donation; (2) the donation agreement is irrevocable; (3) the donor has not granted variance power to the intermediary with respect to the donated resources; (4) the donor does not control the intermediary, such that the actions of the intermediary are not influenced by the donor beyond the specified stipulations of the agreement; (5) the irrevocable split-interest agreement established a legally enforceable right for the government's benefit (an unconditional beneficial interest).

SOUTHERN UTAH UNIVERSITY

NOTES TO THE FINANCIAL STATEMENTS

FISCAL YEAR ENDED JUNE 30, 2019

NOTE B. Cash & Cash Equivalents and Investments

At June 30, 2019, cash and cash equivalents and investments consisted of:

	<u>Total</u>
Cash and Cash Equivalents - Current:	
Cash	\$ 1,484,288
Utah PTIF	10,099,406
Total (fair value)	<u>\$ 11,583,694</u>
Cash and Cash Equivalents - Restricted:	
Cash and Money Market	\$ 558,660
Utah PTIF	1,092,724
Total (fair value)	<u>\$ 1,651,384</u>
Current Investments:	
Certificates of Deposit	\$ 1,033,442
Common Stocks	8,823
Unit Investment Trusts	6,679,696
Securities	9,224,194
Total (fair value)	<u>\$ 16,946,155</u>
Noncurrent Investments:	
Securities	\$ 41,018,784
Mutual Funds	14,192,100
Exchange Traded Products	5,047,261
Donated Property Held for Resale	668,314
Alternative Investments	859,860
Total (fair value)	<u>\$ 61,786,319</u>

Deposits

Custodial Credit Risk – Custodial credit risk is the risk that, in the event of a bank failure, the University’s deposits may not be returned to it. The University does not have a formal deposit policy for custodial credit risk. As of June 30, 2019, the University’s bank balances were \$3,143,232, of which \$2,643,232 was uninsured and uncollateralized.

Investments

The State of Utah Money Management Council has the responsibility to advise the Utah State Treasurer about investment policies, promote measures and rules that will assist in strengthening the banking and credit structure of the state and review the rules adopted under the authority of the State of Utah Money Management Act (*Utah Code*, Title 51, Chapter 7) (the Act) that relate to the deposit and investment of public funds.

Except for endowment funds, the University follows the requirements of the Act in handling its depository and investment transactions. The Act requires the depositing of University funds in a qualified depository. The Act defines a qualified depository as any financial institution whose deposits are insured by an agency of the Federal Government and which has been certified by the State Commissioner of Financial Institutions as meeting the requirements of the Act and adhering to the rules of the Utah Money Management Council.

For endowment funds, the University follows the requirements of the Uniform Prudent Management of Institutional Funds Act (UPMIFA) and State Board of Regents Rule 541, Management and Reporting of Institutional Investments (Rule 541).

SOUTHERN UTAH UNIVERSITY

NOTES TO THE FINANCIAL STATEMENTS

FISCAL YEAR ENDED JUNE 30, 2019

The Act defines the types of securities authorized as appropriate investments for the University's non-endowment funds and the conditions for making investment transactions. Investment transactions may be conducted only through qualified depositories, certified dealers, or directly with issuers of the investment securities.

Statutes authorize the University to invest in negotiable or nonnegotiable deposits of qualified depositories and permitted negotiable depositories; repurchase and reverse repurchase agreements; commercial paper that is classified as "first tier" by two nationally recognized statistical rating organizations; bankers' acceptances; obligations of the United States Treasury including bills, notes, and bonds; obligations, other than mortgage derivative products, issued by U.S. government sponsored enterprises (U.S. Agencies) such as the Federal Home Loan Bank System, Federal Home Loan Mortgage Corporation (Freddie Mac), and Federal National Mortgage Association (Fannie Mae); bonds, notes and other evidence of indebtedness of political subdivisions of the State; fixed rate corporate obligations and variable rate securities rated "A" or higher, or the equivalent of "A" or higher, by two nationally recognized statistical rating organizations; shares or certificates in a money market mutual fund as defined in the Money Management Act; and the Utah State Public Treasurers' Investment Fund.

The Utah State Treasurer's Office operates the Public Treasurers' Investment Fund (PTIF). The PTIF is available for investment of funds administered by any Utah public treasurer and is not registered with the Securities and Exchange Commission (SEC) as an investment company. The PTIF is authorized and regulated by the Act. The Act established the Money Management Council which oversees the activities of the State Treasurer and the PTIF and details the types of authorized investments. Deposits in the PTIF are not insured or otherwise guaranteed by the State of Utah, and participants share proportionally in any realized gains or losses on investments.

The UPMIFA and Rule 541 allow the University to invest endowment funds (including gifts, devises, or bequests of

property of any kind from any source) in any of the above investments or any of the following subject to satisfying certain criteria: mutual funds registered with the Securities and Exchange Commission; investments sponsored by the Common Fund; any investment made in accordance with the donor's directions in a written instrument; investments in corporate stock listed on a major exchange (direct ownership); and any alternative investment funds that derive returns primarily from high yield and distressed debt (hedged or non-hedged), private capital (including venture capital and private equity), natural resources, and private real estate assets or absolute return and long/short hedge funds.

Fair Value of Investments – The University measures and records its investments using fair value measurement guidelines established by generally accepted accounting principles. These guidelines recognize a three-tiered fair value hierarchy, as follows:

- *Level 1:* Quoted prices for identical investments in active markets;
- *Level 2:* Observable inputs other than quoted market prices; and,
- *Level 3:* Unobservable inputs.



SOUTHERN UTAH UNIVERSITY

NOTES TO THE FINANCIAL STATEMENTS

FISCAL YEAR ENDED JUNE 30, 2019

At June 30, 2019, the University had the following recurring fair value measurements:

<u>Investments by Fair Value Level</u>	<u>Fair Value</u>	<u>Fair Value Measurements Using</u>		
		<u>Level 1</u>	<u>Level 2</u>	<u>Level 3</u>
Debt Securities				
Corporate Notes	\$ 36,947,821	\$ -	\$ 36,947,821	\$ -
U.S. Agencies	13,295,157	-	13,295,157	-
Utah Public Treasurers' Investment Fund	11,192,130	-	11,192,130	-
Total Debt Securities	61,435,108	-	61,435,108	-
Equity Securities				
Equity Mutual Funds	14,192,100	-	14,192,100	-
Unit Investment Trusts	6,679,696	-	6,679,696	-
Exchange Traded Products	5,047,261	5,047,261	-	-
Common Stock	8,823	8,823	-	-
Total Equity Securities	25,927,880	5,056,084	20,871,796	-
Other				
Real Estate Held for Sale	668,314	-	-	668,314
Total Investments by Fair Value Level	88,031,302	\$ 5,056,084	\$ 82,306,904	\$ 668,314
 Investments Measured at Net Asset Value (NAV)				
Private Equity Partnerships	859,860			
Total Investments Measured at NAV	859,860			
Total Investments	\$ 88,891,162			

Debt and equity securities classified in Level 1 are valued using prices quoted in active markets for those securities. Debt and equity securities classified in Level 2 are valued using the following approaches:

- Corporate Notes: quoted prices for similar securities in active markets;
- U.S. Agencies: quoted prices for identical securities in markets that are not active;
- Utah Public Treasurers' Investment Fund (PTIF): application of the June 30, 2019 fair value factor, as calculated by the Utah State Treasurer, to the University's June 30 balance in the Fund.
- Equity Mutual Funds: published fair value per share (unit) for each fund.
- Unit Investment Trusts: average published fair value of investments included in the UIT

Real Estate Held for Sale classified in Level 3 consists of property donated to the University and is valued using information obtained from the donor at the time of acquisition, which approximates fair value at June 30.

Investments valued using the net asset value (NAV) per share (or its equivalent) are considered "alternative investments" and, unlike more traditional investments, generally do not have readily obtainable market values and take the form of limited partnerships. The University values these investments based on the partnerships' audited financial statements. Where June 30 valuations are not available, the value is progressed from the most recently available valuation taking into account subsequent calls and distributions. The following table presents the unfunded commitments, redemption frequency, and the redemption notice period for the University's alternative investment measured at NAV:

<u>Investments Measured at Net Asset Value (NAV)</u>	<u>Fair Value</u>	<u>Unfunded Commitments</u>	<u>Redemption Frequency</u>	<u>Redemption Notice Period</u>
Private Equity Partnerships	\$ 859,860	\$ -	Quarterly	45-60 days
Total Investments Measured at NAV	\$ 859,860	\$ -		

SOUTHERN UTAH UNIVERSITY

NOTES TO THE FINANCIAL STATEMENTS

FISCAL YEAR ENDED JUNE 30, 2019

Interest Rate Risk – Interest rate risk is the risk that changes in interest rates will adversely affect the fair value of an investment. The University’s policy for managing its exposure to fair value loss arising from increasing interest rates is to comply with the Act or the UPMIFA and Rule 541, as applicable. For non-endowment funds, Section 51-7-11 of the Act requires that the remaining term to maturity of investments may not exceed the period of availability of the funds to be invested. The Act further limits the remaining term to maturity on all investments in commercial paper, bankers’ acceptances, fixed rate negotiable deposits, and fixed rate corporate obligations to 270 days - 15 months or less. The Act further

limits the remaining term to maturity on all investments in obligations of the United States Treasury; obligations issued by U.S. government sponsored enterprises; and bonds, notes, and other evidence of indebtedness of political subdivisions of the State to 10 years for institutions of higher education. In addition, variable rate negotiable deposits and variable rate securities may not have a remaining term to final maturity exceeding 3 years. For endowment funds, Rule 541 is more general, requiring only that investments be made as a prudent investor would, by considering the purposes, terms, distribution requirements and other circumstances of the endowments and by exercising reasonable care, skill, and caution.



As of June 30, 2019, the University had the following investments with the following maturities:

Investment Type:	Fair Value	Investment Maturities (in Years)			
		Less than 1	1-5	6-10	More than 10
Corporate Notes	\$ 36,947,821	\$ 9,224,194	\$ 27,723,627	\$ -	\$ -
U. S. Agencies	13,295,157	-	13,295,157	-	-
Utah PTIF	11,192,130	11,192,130	-	-	-
	<u>\$ 61,435,108</u>	<u>\$ 20,416,324</u>	<u>\$ 41,018,784</u>	<u>\$ -</u>	<u>\$ -</u>

Credit Risk – Credit risk is the risk that an issuer or other counterparty to an investment will not fulfill its obligations. The University’s policy for reducing its

exposure to credit risk is to comply with the Act, the UPMIFA, and Rule 541 as previously discussed.

SOUTHERN UTAH UNIVERSITY

NOTES TO THE FINANCIAL STATEMENTS

FISCAL YEAR ENDED JUNE 30, 2019

At June 30, 2019, the University had the following investments with the following quality ratings:

Investment Type:	Fair Value	Quality Ratings			
		AA	A	BBB	Unrated
Corporate Notes	\$ 36,947,821	\$ 3,508,765	\$ 30,939,139	\$ 2,499,917	\$ -
U. S. Agencies	13,295,157	13,295,157	-	-	-
Utah PTIF	11,192,130	-	-	-	11,192,130
Total	<u>\$ 61,435,108</u>	<u>\$ 16,803,922</u>	<u>\$ 30,939,139</u>	<u>\$ 2,499,917</u>	<u>\$ 11,192,130</u>

Concentration of Credit Risk – Concentration of credit risk is the risk of loss attributed to the magnitude of a government’s investment in a single issuer. The University’s policy for reducing this risk of loss is to comply with the Rules of the Money Management Council or the UPMIFA and Rule 541, as applicable. Rule 17 of the Money Management Council limits non-endowment fund investments in a single issuer of commercial paper and corporate obligations to 5-10% depending upon the total dollar amount held in the portfolio at the time of acquisition. For endowment funds, Rule 541 requires that a minimum of 25% of the overall endowment portfolio be invested in fixed income or cash equivalents. Also, the overall endowment portfolio cannot consist of more than

75% equity investments. Rule 541 also limits investments in alternative investment funds to between 0% and 30% based on the size of the University’s endowment fund.

Custodial Credit Risk – For an investment, custodial credit risk is the risk that, in the event of the failure of the counterparty, the University will not be able to recover the value of its investments or collateral securities that are in the possession of an outside party. The University does not have a formal policy for custodial credit risk. As of June 30, 2019, the University had \$50,242,978 in debt securities, \$8,823 in equity securities, and \$6,679,696 in Unit Investment Trusts that were held by the investment’s counterparty.



NOTE C. Receivables, Net of Allowance for Doubtful Accounts

Receivables consisted of the following at June 30, 2019:

	Total	Current Portion	Noncurrent Portion
Student Tuition and Fees	\$ 3,029,634	\$ 2,508,634	\$ -
Federal, State, and Private Grants and Contracts	1,212,310	1,212,310	-
Auxiliary Service Charges	149,903	149,903	-
Continuing & Professional Studies Fees	96,952	96,952	-
Utah Shakespearean Festival Ticket Sales	559,188	559,188	-
Interest and Dividends Receivable	371,097	371,097	-
Other Operating	527,744	527,744	-
Allowance for Doubtful Accounts	(521,000)	-	-
Total Receivables, net of Allowance	<u>5,425,828</u>	<u>5,425,828</u>	<u>-</u>
Contributions and Gifts (Pledges)	901,037	409,170	491,867
Total	<u>\$ 6,326,865</u>	<u>\$ 5,834,998</u>	<u>\$ 491,867</u>

SOUTHERN UTAH UNIVERSITY

NOTES TO THE FINANCIAL STATEMENTS

FISCAL YEAR ENDED JUNE 30, 2019

NOTE D. Due To/Due From Related Parties

The University receives and provides services, supplies, repairs and maintenance, and capital projects through departments, agencies, and other component units of the State of Utah. The following tables are a summary of the net amount due to the Division of Facilities and Construction Management (DFCM) for repairs and maintenance and capital projects and amounts due from and due to all other related parties for services and supplies as of the year ended June 30, 2019.

Related Party Receivables consisted of the following at June 30, 2019:

	Balance
DFCM	\$ 1,150,520
State of Utah	6,500
Utah Vocational Rehabilitation	13,511
University of Utah	2,170
Total	\$ 1,172,701

Related Party Payables consisted of the following at June 30, 2019:

	Balance
DFCM	\$ 81,794
Other related parties	23,375
Total	\$ 105,169

NOTE E. Loans Receivable

Student loans made through the Federal Perkins Loan Program (the Program) comprised a significant portion of the loans receivable at June 30, 2019. The Program provided for cancellations of loans at rates of 10% to 30% per year up to a maximum of 100% if the participant complied with certain provisions. In the past, the Federal Government has reimbursed the University for amounts cancelled under these provisions; however, for the past few years there have been no reimbursements. As the University determines that loans are uncollectible and not eligible for reimbursement by the Federal Government, the loans are written off and assigned to the U.S. Department of Education. The University has provided an allowance for uncollectible loans, which in management's opinion, is sufficient to absorb loans that will ultimately be written off.

In August 2014, the University entered into a loan agreement with a third party borrower in the amount of \$10,149,500 to partially finance the construction of the Center for the Arts. The note has a 40-year term with interest at 1.39%. Interest-only payments are required for the first seven years of the note. Thereafter, principal and interest payments sufficient to pay off the note will be required. The note is secured by an interest in the building and an associated ground lease.

At June 30, 2019, the current and long-term loans receivable amounts net of allowance were \$448,548 and \$10,905,279, respectively. The allowance for uncollectible loans was \$51,000.

NOTE F. Inventories

Total inventories at June 30, 2019 were \$756,524. They consisted of Bookstore inventory in the amount of \$743,694 and a gifted collection of *Westward America*, Deluxe and Collector Editions held for resale in the amount of \$12,830.

NOTE G. Prepaid Expenses and Unearned Revenues

Prepaid expenses are those disbursements for goods or services applicable to the subsequent fiscal year when they will be recorded as expenses. Unearned revenues are receipts of funds that are applicable to the subsequent fiscal year when they become earned and recorded as revenues.

Prepaid Expenses and Unearned Revenues at June 30, 2019, consisted of the following:

	Prepaid Expenses	Unearned Revenues
Utah Shakespeare Festival	\$ 3,553,701	\$ 2,273,719
Tuition & Fees	-	4,635,625
Grants and Contracts	-	114,370
Miscellaneous	982,176	376,892
Total	\$ 4,535,877	\$ 7,400,606

SOUTHERN UTAH UNIVERSITY

NOTES TO THE FINANCIAL STATEMENTS

FISCAL YEAR ENDED JUNE 30, 2019

NOTE H. Capital Assets

Capital assets are stated at historical cost or at acquisition value at the date of donation (in the case of gifts) and consisted of the following at June 30, 2019:

	Balance June 30, 2018	Additions	Retirements	Balance June 30, 2019
Land	\$ 9,823,787	\$ 225,027	\$ -	\$ 10,048,814
Land Improvements	10,959,483	1,012,485	-	11,971,968
Buildings	186,732,409	23,420,943	(99,343)	210,054,009
Leasehold Improvements	12,295,222	-	-	12,295,222
Equipment	22,104,282	4,788,811	(1,173,834)	25,719,259
Vehicles	1,725,176	255,808	(224,338)	1,756,646
Intangibles	578,634	-	-	578,634
Artwork	3,273,710	85,430	-	3,359,140
Library Collections	7,319,159	37,382	-	7,356,541
Construction-in-Progress	8,407,540	903,397	(8,407,540)	903,397
Total	263,219,402	30,729,283	(9,905,055)	284,043,630
Less: Accumulated Depreciation				
Land Improvements	9,238,383	209,988	-	9,448,371
Buildings	83,098,795	5,318,500	(95,278)	88,322,017
Equipment	12,918,971	2,056,726	(1,170,688)	13,805,009
Vehicles	1,383,484	104,973	(220,353)	1,268,104
Intangibles	574,167	1,675	-	575,842
Artwork	696,737	31,982	-	728,719
Library Collections	4,713,003	287,071	-	5,000,074
Total	112,623,540	8,010,915	(1,486,319)	119,148,136
Capital Assets, net	\$ 150,595,862	\$ 22,718,368	\$ (8,418,736)	\$ 164,895,494

The Division of Facilities Construction and Management (DFCM) administers most of the construction of facilities for State institutions, maintains records, and furnishes cost information for recording capital assets on the books of the University. Construction projects are recorded on the books of the University as funds are expensed or when projects are substantially completed if funded through State Appropriations administered through DFCM. The University is committed to the completion of all projects that are added to construction in progress. No remaining (unpaid) costs were contractually committed to DFCM as of June 30, 2019.

SOUTHERN UTAH UNIVERSITY

NOTES TO THE FINANCIAL STATEMENTS

FISCAL YEAR ENDED JUNE 30, 2019



NOTE I: Other Noncurrent Assets

Total Other Noncurrent Assets were \$845,752. They consisted of medical plan and dental plan reserve amounts held by a third-party in the amount of \$779,752 and \$66,000, respectively.

NOTE J. Accounts, Interest, and Payroll Related Payables

Accounts and Interest payable consisted of the following at June 30, 2019:

	Total
Vendors	\$ 1,794,089
Veterans Administration	179,042
Interest	67,064
Sales Tax	11,700
Other	120,198
Total	\$ 2,172,093

Payroll and Withholding Taxes payable consisted of the following at June 30, 2019:

	Balance
Accrued Payroll	\$ 823,616
FICA & Medicare	51,317
Total Payroll & Withholding Taxes	\$ 874,933

NOTE K. Deposits and Other Liabilities

Deposits and Other Liabilities consisted of the following at June 30, 2019:

	Balance
Agency Funds	\$ 486,091
International Students	190,754
Gift Certificates	167,414
Utah Shakespeare Festival	21,638
Total	\$ 865,897

SOUTHERN UTAH UNIVERSITY


NOTES TO THE FINANCIAL STATEMENTS

FISCAL YEAR ENDED JUNE 30, 2019

NOTE L. Compensated Absences, Termination Benefits and Net Pension Liability

Compensated absences, termination benefits, and net pension liability activity for the year ended June 30, 2019 was as follows:

	Balance June 30, 2018	Additions	Reductions	Balance June 30, 2019	Current Portion	Noncurrent Portion
Compensated Absences	\$ 2,029,485	\$ 2,018,011	\$ (1,796,429)	\$ 2,251,067	\$ 1,955,568	\$ 295,499
Termination Benefits	854,982	394,762	(486,710)	763,034	358,257	404,777
Sub-total	2,884,467	2,412,773	(2,283,139)	3,014,101	2,313,825	700,276
Net Pension Liability	9,709,304	5,159,093	-	14,868,397	-	14,868,397
Total	<u>\$ 12,593,771</u>	<u>\$ 7,571,866</u>	<u>\$ (2,283,139)</u>	<u>\$ 17,882,498</u>	<u>\$ 2,313,825</u>	<u>\$ 15,568,673</u>



Compensated Absences

Non-academic full-time and certain part-time University employees earn vacation leave for each month worked at a rate between 12 and 22 days per year. Vacation time may be used as it is earned. A maximum of 240 hours can be carried over into the next vacation year, which begins each July 1. Upon termination, no more than the maximum plus the current year earned vacation is payable to the employee.

Non-academic full-time and certain part-time University employees earn sick leave at the rate of one day earned for each month worked. No payment is made for unused sick leave in the event of termination. After an employee has accumulated 18 days of unused sick leave, any sick leave days accumulated by the end of the sick leave year may be converted at the option of the employee to vacation days, up to a maximum of four (4) days. A liability is recognized in the Statement of Net Position for vacation payable to the employees at the statement date.

Termination Benefits

The University, as authorized by its Board of Trustees, offers an early retirement incentive option to eligible employees that includes a stipend of an amount equal to the lesser of 20 percent of the employee's annual base salary at the time of early retirement or the employee's estimated Social Security benefit at full retirement age, along with the continuation of certain health care insurance premiums for a period of the lesser of 5 years or until the employee reaches Social Security full retirement age. Full-time University employees whose accumulated age plus years of service equal at least 75 and are at least 57 are eligible to apply. The cost of early retiree benefits is funded on a pay-as-you-go basis. The total early retiree stipend and benefits payments for the year ended June 30, 2019 was \$413,415. The number of participants for the year ended June 30, 2019 was 30.

The projected future cost of the early retirement stipends and early retirement medical and dental insurance benefits has been calculated based on the known amount to be paid out in the next fiscal year plus projected increases of 2.50 and 3.17 percent, respectively. These increases are based on historical data. The net present value of the total projected costs is calculated using the estimated yield (2.86 percent) for short term investments. The net present value is the amount recognized on the financial statements as a liability for termination benefits.

SOUTHERN UTAH UNIVERSITY

NOTES TO THE FINANCIAL STATEMENTS

FISCAL YEAR ENDED JUNE 30, 2019



NOTE M. Bonds, Notes, and Contracts Payables

Bonds, Notes, and Contracts liability activity for the year ended June 30, 2019 was as follows:

	Balance June 30, 2018	Additions	Reductions	Balance June 30, 2019	Current Portion	Noncurrent Portion
Bonds Payable	\$ 13,135,000	\$ -	\$ (1,325,000)	\$ 11,810,000	\$ 1,360,000	\$ 10,450,000
Unamortized Bond Premium	695,670	-	(127,772)	567,898	112,341	455,557
Notes Payable	1,643,729	407,500	(225,255)	1,825,974	242,629	1,583,345
Leases Payable	10,235,120	-	(1,738,989)	8,496,131	1,624,577	6,871,554
Charitable Remainder Annuity Trust and Unitrust	437,151	-	(53,586)	383,565	55,719	327,846
Total	26,146,670	407,500	(3,470,602)	23,083,568	3,395,266	19,688,302

Bonds Payable

Revenue bonds payable consisted of the following at June 30, 2019:

	Date of Issue	Interest Rate	Original Amount of Issue	Retired or Paid		Balance June 30, 2019
				Current Year	Prior Years	
Bonds Payable						
Auxiliary System, Series 2011	8/11/2011	2.000-4.000%	8,285,000	875,000	3,570,000	3,840,000
Auxiliary System, Series 2016	4/27/2016	2.000-3.000%	8,420,000	450,000	-	7,970,000
Total Bonds Payable			\$ 16,705,000	\$ 1,325,000	\$ 3,570,000	\$ 11,810,000

SOUTHERN UTAH UNIVERSITY

NOTES TO THE FINANCIAL STATEMENTS

FISCAL YEAR ENDED JUNE 30, 2019

The scheduled maturities of the revenue bonds are as follows at June 30, 2019:

Year	Principal	Interest	Total
2020	\$ 1,360,000	\$ 402,381	\$ 1,762,381
2021	1,400,000	357,181	1,757,181
2022	1,465,000	310,582	1,775,582
2023	1,515,000	261,581	1,776,581
2024	515,000	196,081	711,081
2025-2029	2,915,000	622,694	3,537,694
2030-2033	2,640,000	194,919	2,834,919
Total Bonds Payable before unamortized premium/discount	\$ 11,810,000	\$ 2,345,419	\$ 14,155,419

Principal and interest on these revenue bonds are collateralized by a first lien on and pledge of Student Center Building Fees, net revenues derived from the operation of the Auxiliary Enterprise System and investment income of the bond security reserve funds (See Note N).

The University is required to maintain certain debt service reserves aggregating \$1,066,000. As of June 30, 2019, the balance in the debt service reserve funds met or exceeded this requirement.

Notes Payable

On August 22, 2016, the University took over full operation of the SUU Aviation Program. Consequently, the University has entered into multiple funding arrangements for the purchase of several capital assets as follows:

- Aircraft hangars (2) for \$1,216,000 funded through a 10-year interest-bearing note, with interest at 2.15%, and maturing in October 2026;
- Aircraft hangar (1) for \$205,000 funded through a 10-year interest-bearing note, with interest at 10.00%, and maturing in April 2029;
- Aircraft hangar (1) and Piper Cherokee Aircraft (1) for \$202,500 funded through a 10-year interest-bearing note, with interest at 8.00%, and maturing in November 2028;
- Flight simulators (2) for \$775,000 funded through a seven-year interest-bearing note, with interest at 2.75% and maturing in November 2023.

Future minimum notes payable commitments are as follows:

Fiscal Year	Payments
2020	\$ 309,855
2021	309,855
2022	309,855
2023	309,855
2024	238,707
2025-2029	566,450
Total future commitments	2,044,578
Amount representing interest	(358,700)
Present value of future commitments	\$ 1,685,878

SOUTHERN UTAH UNIVERSITY

NOTES TO THE FINANCIAL STATEMENTS

FISCAL YEAR ENDED JUNE 30, 2019

Operating Leases

The University has entered into operating leases to rent additional office and classroom space, the terms of which vary depending on the lease and the lessor. The University has an operating lease to rent both land and buildings that comprise the Englestad Shakespeare Theatre for a period of twenty (20) years commencing on June 1, 2016. Additionally, the University has entered into a long-term operating lease for the Founders Hall housing building for a period of thirty (30) years commencing on January 1, 2018.

For the fiscal year ended June 30, 2019, payments of \$2,022,706 were paid on these leases and are included in Other Operating Expenses on the Statement of Revenues, Expenses, and Changes in Net Position.

Capital Leases

On April 28, 2017, the University entered into a four-year lease-purchase agreement as a means of financing the purchase of equipment to strengthen the technology infrastructure of the University. This lease agreement is in the amount of \$718,473.58, with an interest rate of 2.92% and maturing in May 2021.

Additionally, the University entered into lease-purchase agreements as a means of financing the purchase of aircraft for the Aviation Program as follows:

- Helicopters (9) and Fixed-wing Aircraft (12) funded through a seven-year capital lease for \$7,753,575, with interest at 2.78% and maturing in April 2024.
- Helicopters (3) and Fixed-wing Aircraft (3) funded through a seven-year capital lease for \$3,100,000, with interest at 3.38% and maturing in June 2025.

Future minimum payments of the operating and capital leases are as follows:

Fiscal Year	Operating	Capital
2020	\$ 1,481,645	\$ 1,881,949
2021	1,397,560	1,880,955
2022	1,638,415	1,737,829
2023	1,638,415	1,737,889
2024	1,638,415	1,737,442
2025 - 2029	7,710,089	504,494
2030 - 2034	7,020,255	-
2035 - 2039	5,423,241	-
2040 - 2044	4,358,565	-
2045 - 2048	3,486,852	-
Total future commitments	\$ 35,793,452	\$ 9,480,558
Amount representing interest		\$ (358,700)
Present value of commitments		\$ 9,121,858

SOUTHERN UTAH UNIVERSITY

NOTES TO THE FINANCIAL STATEMENTS

FISCAL YEAR ENDED JUNE 30, 2019



Remainder Annuity and Unitrusts Payable

Remainder Annuity and Unitrust payable are due in monthly or annual installments for the lifetime of the donors or through the end of the agreement. Annuities payable consisted of the following at June 30, 2019:

	Date Created	Interest Rate	Present Value	Current Portion
Charitable Remainder Annuity Trusts:				
K & H Englehart	11/10/2015	6.000%	\$ 371,525	\$ 43,292
Unitrust:				
Rodney A Brown	7/12/2000	7.500%	12,040	12,427
Total Annuities Payable			<u>\$ 383,565</u>	<u>\$ 55,719</u>

The estimates of future annuities payable are as follows:

Year	Principal	Interest	Payments
2020	\$ 55,719	\$ 17,534	\$ 73,253
2021	44,165	15,771	59,936
2022	45,055	14,881	59,936
2023	45,963	13,973	59,936
2024	46,889	13,047	59,936
2025 - 2029	249,004	50,677	299,681
2030 - 2034	275,123	24,557	299,680
2035 - 2036	98,851	1,926	100,777
Total	<u>\$ 860,769</u>	<u>\$ 152,366</u>	<u>\$ 1,013,135</u>



SOUTHERN UTAH UNIVERSITY

NOTES TO THE FINANCIAL STATEMENTS

FISCAL YEAR ENDED JUNE 30, 2019

NOTE N. Auxiliary System Bond Revenue Fund

The following schedule reflects the pledged receipts and disbursements of the Bond Revenue Fund of the Auxiliary System for the year ended June 30, 2019:

Operating Revenues	\$ 8,745,838
Operating & Maintenance Expenses	<u>(5,527,094)</u>
Total Pledged Net Receipts	<u>\$ 3,218,744</u>
Debt Service Principal and Interest payments	<u>\$ 1,771,381</u>
Debt Service Ratio	1.82

NOTE O. Retirement Plans

As required by State law, eligible non-exempt employees (as defined by the U.S. Fair Labor Standards Act) of the University are covered by the Utah Retirement Systems (Systems) and eligible exempt employees (as defined by the U.S. Fair Labor Standards Act) are covered by the defined contribution plans, such as Teachers Insurance and Annuity Association (TIAA) or Fidelity Investments (Fidelity).

- The Public Safety Retirement System (Public Safety System);
- Tier 2 Public Employees Contributory Retirement System (Tier 2 Public Employees System) and Tier 2 Public Safety and Firefighter Contributory Retirement System (Tier 2 Public Safety and Firefighter System);

The Tier 2 Public Employees System became effective July 1, 2011. All eligible employees beginning on or after July 1, 2011, who have no previous service credit with any of the Systems, are members of the Tier 2 Retirement System.

The Systems are established and governed by the respective sections of Title 49 of the Utah Code Annotated 1953, as amended. The Systems defined benefit plans are amended statutorily by the State Legislature. The Utah State Retirement Office Act in Title 49 provides for the administration of the Systems under the directions of the Board, whose members are appointed by the Governor. The Systems are fiduciary funds defined as pension (and other employee benefit) trust funds, and are a component unit of the State of Utah. Title 49 of the Utah Code grants the authority to establish and amend the benefit terms. The Systems issue a publicly available financial report that can be obtained by writing Utah Retirement Systems, 560 E. 200 S, Salt Lake City, Utah 84102 or visiting the website: www.urs.org.



Defined Benefit Plan

Eligible plan participants are provided with pensions through the following cost-sharing, multiple-employer public employee retirement systems:

- Public Employees Noncontributory Retirement System (Noncontributory System); Public Employees Contributory Retirement System (Contributory System);

SOUTHERN UTAH UNIVERSITY

NOTES TO THE FINANCIAL STATEMENTS

FISCAL YEAR ENDED JUNE 30, 2019

The Systems provide retirement, disability, and death benefits. Retirement benefits are as follows:

System	Final Average Salary	Years of service required and/or age eligible for benefit	Benefit percent per year of service	COLA**
Noncontributory System	Highest 3 years	30 years any age	2.0% per year all years	Up to 4%
		25 years any age*		
		20 years age 60*		
		10 years age 62*		
		4 years age 65		
Contributory System	Highest 5 years	30 years any age	1.25% per year to June 1975; 2.00% per year July 1975 to present	Up to 4%
		20 years age 60*		
		10 years age 62*		
		4 years age 65		
		20 years any age		
10 years age 60				
4 years age 65				
Tier 2 Public Employees System	Highest 5 years	35 years any age	1.5% per year all years	Up to 2.5%
		20 years age 60*		
		10 years age 62*		
		4 years age 65		
		Tier 2 Public Safety and Firefighter System		
20 years age 60*				
10 years age 62*				
4 years age 65				

**with actuarial reductions*

*** All post-retirement cost-of-living adjustments are non-compounding and are based on the original benefit. The cost-of-living adjustments are also limited to the actual Consumer Price Index (CPI) increase for the year, although unused CPI increases not met may be carried forward to subsequent years.*

Contributions

As a condition of participation in the Systems, employers and/or employees are required to contribute certain percentages of salary and wages as authorized by statute and specified by the Systems' Board. Contributions are

actuarially determined as an amount that, when combined with employee contributions (where applicable) is expected to finance the costs of benefits earned by employees during the year, with an additional amount to finance any unfunded actuarial accrued liability.

Contribution rates as of June 30, 2019 are as follows:

	Employee Paid	Paid by Employer	Employer Contribution Rates
Noncontributory System			
State and School Division Tier 1	N/A	N/A	22.19%
Contributory System			
State and School Division Tier 1	N/A	6.00%	17.70%
State and School Division Tier 2*	N/A	N/A	18.87%
Public Safety Retirement System			
Public Safety Tier 1	N/A	N/A	41.35%
Public Safety Tier 2*	N/A	N/A	29.80%

**Tier 2 rates include a statutorily required contribution to finance the unfunded actuarial accrued liability of the Tier 1 plans.*

SOUTHERN UTAH UNIVERSITY


NOTES TO THE FINANCIAL STATEMENTS

FISCAL YEAR ENDED JUNE 30, 2019

For the year ended June 30, 2019, the University and employee contributions to the Systems were as follows:

System	Employer Contributions	Employee Contributions
Noncontributory System	\$ 2,146,318	N/A
Contributory System	8,329	\$ 2,687
Public Safety System	71,167	-
Tier 2 Public Employees System	767,375	-
Tier 2 Public Safety and Firefighter	21,280	N/A
Total Contributions	\$ 3,014,469	\$ 2,687

Contributions reported are the Systems Board approved required contributions by System. Contributions in the Tier 2 Systems are used to finance the unfunded liabilities in the Tier 1 Systems.



For the year ended June 30, 2019, the University reported a net pension asset of \$0 and a net pension liability of \$14,868,397.

	Net Pension Asset	Net Pension Liability	Proportionate Share December 31, 2018	Proportionate Share December 31, 2017	Change
Noncontributory System	\$ -	\$ 14,191,492	0.3814387%	0.3813235%	0.0001152%
Contributory System	-	115,666	0.1629085%	0.1345811%	0.0283274%
Public Safety System	-	423,063	0.1767365%	0.1988919%	-0.0221554%
Tier 2 Public Employees System	-	137,479	0.3210046%	0.3386836%	-0.0176790%
Tier 2 Public Safety and Firefighter	-	697	0.0278155%	0.0325679%	-0.0047524%
Total Net Pension Asset/Liability	\$ -	\$ 14,868,397			

The net pension asset and liability was measured as of December 31, 2018, and the total pension liability used to calculate the net pension asset and liability were determined by an actuarial valuation as of January 1, 2018 and rolled-forward using generally accepted actuarial procedures. The proportion of the net pension asset and

liability is equal to the ratio of the University's actual contributions to the Systems during the plan year over the total of all University contributions to the Systems during the plan year.

For the year ended June 30, 2019, the University recognized pension expense of \$3,819,217.

SOUTHERN UTAH UNIVERSITY

NOTES TO THE FINANCIAL STATEMENTS

FISCAL YEAR ENDED JUNE 30, 2019

At June 30, 2019, the University reported deferred outflows of resources and deferred inflows of resources related to pensions from the following sources:

	Deferred Outflows of Resources	Deferred Inflows of Resources
Differences between expected and actual experience	\$ 79,355	\$ 237,141
Changes in assumptions	1,508,472	2,496
Net difference between projected and actual earnings on pension plan investments	2,510,009	-
Changes in proportion and differences between contributions and proportionate share of contributions	259,305	36,627
Contributions subsequent to the measurement date	1,543,821	-
Total	\$ 5,900,962	\$ 276,264

The \$1,543,821 reported as deferred outflows of resources related to pensions results from contributions made by the University prior to its fiscal year end, but subsequent to the measurement date of December 31, 2018. These contributions will be recognized as a reduction of the net pension liability in the upcoming fiscal year. Other amounts reported as deferred outflows of resources and deferred inflows of resources related to pensions will be recognized in pension expense as follows:

Year Ended December 31,	Net Deferred Outflows (Inflows) of Resources
2019	\$ 1,831,791
2020	709,124
2021	318,052
2022	1,190,246
2023	4,172
Thereafter	27,491

Actuarial Assumptions

The total pension liability in the December 31, 2018 actuarial valuation was determined using the following actuarial assumptions, applied to all periods included in the measurement: Inflation – 2.50%; Salary increases 3.25 – 9.75%, average, including inflation; Investment rate of return – 6.95%, net of pension plan investment expense, including inflation.

Mortality rates were developed from actual experience and mortality tables, based on gender, occupation and age, as appropriate, with adjustments for future improvement in mortality based on Scale AA, a model developed by the Society of Actuaries.

The actuarial assumptions used in the January 1, 2018 valuation were based on the results of an actuarial experience study for the five-year period ending December 31, 2016.

The long-term expected rate of return on pension plan investments was determined using a building-block method in which best-estimate ranges of expected future real rates of return (expected returns, net of pension plan investment expense and inflation) are developed for each major asset class. These ranges are combined to produce the long-term expected rate of return by weighting the expected future real rates of return by the target asset allocation percentage and by adding expected inflation.

SOUTHERN UTAH UNIVERSITY

NOTES TO THE FINANCIAL STATEMENTS

FISCAL YEAR ENDED JUNE 30, 2019



The target allocation and best estimates of arithmetic real rates of return for each major asset class are summarized in the following table:

Asset Class	Expected Return Arithmetic Basis		
	Target Asset Allocation	Real Return Arithmetic Basis	Long Term Expected Portfolio Real Rate of Return
Equity securities	40%	6.15%	2.46%
Debt securities	20%	0.40%	0.08%
Real assets	15%	5.75%	0.86%
Private equity	9%	9.95%	0.89%
Absolute return	16%	2.85%	0.46%
Cash and cash equivalents	0%	0.00%	0.00%
Totals	100%		4.75%
	Inflation		2.50%
	Expected arithmetic nominal return		7.25%

The 6.95% assumed investment rate of return is comprised of an inflation rate of 2.50%, a real return of 4.45% that is net of investment expense.

Discount Rate

The discount rate used to measure the total pension liability was 6.95%. The projection of cash flows used to determine the discount rate assumed that employee contributions will be made at the current contributions rate and that contributions from all participating employers will be made at contractually required rates that are actuarially determined and certified by the Systems' Board. Based on those assumptions, the pension plan's fiduciary net position was projected to be available to make all projected future benefit payments of current active and inactive

employees. Therefore, the long-term expected rate of return on pension plan investments was applied to all periods of projected benefit payments to determine the total pension liability. The discount rate does not use the Municipal Bond Index Rate. The discount rate was reduced to 6.95% from 7.20% from the prior measurement period.

SOUTHERN UTAH UNIVERSITY

NOTES TO THE FINANCIAL STATEMENTS

FISCAL YEAR ENDED JUNE 30, 2019

Sensitivity of the Proportionate Share of the Net Pension Asset and Liability to Changes in the Discount Rate

The following presents the proportionate share of the net pension asset and liability calculated using the discount rate of 6.95%, as well as what the proportionate share of the net pension asset and liability would be if it were calculated using a discount rate that is 1-percentage-point lower (5.95%) or 1-percentage-point higher (7.95%) than the current rate:

System	1% Decrease (5.95%)	Discount Rate (6.95%)	1% Increase (7.95%)
Noncontributory System	\$ 25,508,655	\$ 14,191,492	\$ 4,723,272
Contributory System	242,393	115,666	7,526
Public Safety System	762,661	423,063	143,918
Tier 2 Public Employees System	550,769	137,479	(181,477)
Tier 2 Public Safety and Firefighter	5,257	697	(2,792)
Total Net Pension (asset)/liability	\$ 27,069,735	\$ 14,868,397	\$ 4,690,447

***Pension Plan Fiduciary Net Position: Detailed information about the pension plan's fiduciary net position is available in the separately issued URS financial report.

Defined Contribution Savings Plans

Certain Defined Contribution Savings Plans are administered by the Systems' Board and are generally supplemental plans to the basic retirement benefits of the Systems, but may also be used as a primary retirement plan. These plans are voluntary tax-advantaged retirement savings programs authorized under sections 401(k), 457(b) and 408 of the Internal Revenue code. Detailed information regarding plan provisions is available in the separately issued URS financial report. The University participates in the following Defined Contribution Savings Plans with the Systems: 401(k) Plan, 457(b) Plan, and Roth IRA Plan. Employee and University contributions to the Utah Retirement Defined Contribution Savings Plans for fiscal year ended June 30, 2019, were as follows:

401(k) Plan

Employer Contributions	\$ 262,072
Employee Contributions	246,997

457 Plan

Employer Contributions	-
Employee Contributions	6,643

Roth IRA Plan

Employer Contributions	N/A
Employee Contributions	16,949

TIAA and/or Fidelity provide individual defined contribution retirement fund contracts with each participating employee. Employees may allocate contributions by the University to any or all of the providers and the contracts become vested at the time the contribution is made. Employees are eligible to participate from the date of employment and are not required to contribute to the fund. Benefits provided to retired employees are based on the value of individual contracts and the estimated life expectancy of the employee at retirement. For the year ended June 30, 2019, the

University's contribution to this multiple employer defined contribution plan was 14.2% of the employees' annual salary or \$5,867,704, and the fiscal year 2019 contributions are included in pension expense. The University has no further liability once annual contributions are made.

Employee contributions for the year ended June 30, 2019 were \$834,936.

SOUTHERN UTAH UNIVERSITY

NOTES TO THE FINANCIAL STATEMENTS

FISCAL YEAR ENDED JUNE 30, 2019

For employees participating in a Noncontributory, Tier 2 Public Employee, or Tier 2 Public Safety and Firefighter System, the University is required to contribute 1.15%, or 0.74%, respectively, of the employee's salary into a 401(k)/457 plan. For employees who choose to participate in the Tier 2 Public Employee or Public Safety and Firefighter defined contribution plans (Tier 2 DC), the University is required to contribute 20.02% or 30.54% of the employees' salary of which 10% or 12.00% is paid into a 401(k)/457 plan while the remainder is contributed to the Tier 1 Contributory Public Employee System, as required by law.

NOTE P. Funds Held in Trust by Others

Funds held in trust by others were neither in the possession of nor under the management of the University. These funds, which were not recorded on the University's financial records and which arose from contributions, were held and administered by external fiscal agents, selected by the donors, who distributed net income earned by such funds to the University, where it was recorded when received. Funds held in trust at June 30, 2019 were \$299,039 at cost and \$358,426 at fair value.



NOTE Q. Insurance Coverage

The University insures its buildings, including those under construction, and contents against all insurable risks of direct physical loss or damage through policies

administered by the State of Utah Risk Management Fund. This all-risk insurance coverage provides for repair or replacement of damaged property at a replacement cost basis subject to a \$1,000 per occurrence deductible. All revenues from the University operations, rental income for its residence halls, and tuition are insured against loss due to business interruption caused by fire or other insurable perils. Additionally, the University is protected against employee dishonesty exposures under a \$10 million crime policy. The Utah State Risk Management Fund provides coverage to the University for general, automobile, personal injury, errors or omissions, and malpractice liability at \$10 million per occurrence. The University qualifies as a "governmental body" under the Utah Governmental Immunity Act (*Utah Code* Title 63G, Chapter 7, Section 604) which limits applicable claim settlements to \$583,900 for one person in any one occurrence or \$3,000,000 for two or more persons in any one occurrence and \$233,600 for property damage liability in any one occurrence.

All University employees are covered by worker's compensation insurance, including employer's liability coverage, by the Worker's Compensation Fund of Utah. The University has established a self-insurance fund for employee medical and dental care plans that are administered through Educators Mutual Insurance Company (both plans referred to as Health Care Plan). When claims paid by the Plan on behalf of a member during a plan year exceed a specific threshold (currently \$200,000), the specific stop loss insurance will reimburse the Plan for eligible claims paid above the threshold level. GASB Statement No. 10 requires a liability for claims be reported if information prior to the issuance of the financial statements indicates it is probable a liability has been incurred at the date of the financial statements and the amount of the loss can be reasonably estimated. The University has recorded the investments of the Health Care Plan funds at June 30, 2019 and the estimated liability for self-insurance claims at that date in the Statement of Net Position. The income and expenses related to the administration of the self-insurance and estimated provision for the claims liabilities for the year then ended are recorded in the Statement of Revenues, Expenses, and Changes in Net Position.

SOUTHERN UTAH UNIVERSITY

NOTES TO THE FINANCIAL STATEMENTS

FISCAL YEAR ENDED JUNE 30, 2019

Changes in the University's medical & dental claims liability and other benefit liabilities are as follows:

Medical & Dental Claims Payable:	2019	2018
Estimated Claims Liability - Beginning of Year	\$ 1,753,272	\$ 1,782,162
Net Current Year Claims and Administration Expenses	12,949,836	12,368,996
Cash Paid for Claims	(12,457,900)	(12,397,886)
Estimated Claims Liability - End of Year	2,245,208	1,753,272
State Retirement Liability	207	
Long-Term Disability Liability - End of Year		10,567
Life Insurance Liability	14,795	
Add'l Life Insurance Liability	11,440	
Worker's Compensation Liability	119	
Unemployment Liability	177	
Shakespear Employees Equity Liability	130	
	\$ 2,272,076	\$ 1,763,839

NOTE R. Refundable Government Grants

Congress did not renew the Federal Perkins Loan Program after September 30, 2017. No new Perkins loans could be disbursed after June 30, 2018. The lack of renewal also means that the federal capital contribution (FCC) and the portion of any loan repayments must be returned to the Department of Education (DoEd) beginning in fiscal year 2020. Consequently, the University has recorded an other nonoperating expense and a liability of \$1,308,988 for our balance of FCC (\$1,088,422) and the federal share of loan repayments held (\$220,566).



NOTE S. SUU Foundation – Blended Component Unit

The Southern Utah University Foundation (the Foundation) is a legally separate, tax-exempt component unit of the University. The Foundation acts primarily as a fund-raising organization to supplement resources that are available to the University in support of its programs. The majority of the resources or income the foundation holds and invests are restricted for the benefit of the University by the donors. The University appoints a controlling number of positions on the Board of Directors of the Foundation and the University has the ability to impose its will on the Foundation, significantly influencing the programs, projects and activities of the Foundation. Additionally, the Foundation provides services entirely or almost entirely to the University. For these reasons, the Foundation is considered a component unit of the University and is presented in the University financial statements as a blended component unit. Separate financial statements for the Foundation can be obtained from the University.

Elimination of internal balances and transactions between SUU and the Foundation and a presentation of eliminated balances and transactions in a separate column is required by GASB Statement 34. However, because there are no such internal balances and transactions, the following is a single-column, condensed version of the Foundation financial statements for the fiscal year ended June 30, 2019:

SOUTHERN UTAH UNIVERSITY

NOTES TO THE FINANCIAL STATEMENTS

FISCAL YEAR ENDED JUNE 30, 2019

Statement of Net Position

Assets	
Current Assets	
Cash & Receivables	\$ 408,715
Noncurrent Assets	
Investments	616,914
Capital Assets, net of Accumulated Depreciation	1,364,116
Total Assets	<u>\$ 2,389,745</u>
Net Position	
Net Investment in Capital Assets	\$ 1,364,116
Restricted	616,914
Unrestricted	408,715
Total Net Position	<u>\$ 2,389,745</u>

Statement of Revenues, Expenses, and Changes in Net Position

Operating Revenues	
Rental Income	\$ 45,620
Total Operating Revenues	<u>45,620</u>
Operating Expenses	
Other Expenses	426,817
Total Operating Expenses	<u>426,817</u>
Operating Income (Loss)	<u>(381,197)</u>
Nonoperating Revenues (Expenses)	
Private Gifts	125
Investment Income	(173,327)
Total Nonoperation Revenues (Expenses)	<u>(173,202)</u>
Other Revenue	
Nonreciprocal Transfer	(1,171,350)
Changes in Net Position	(1,725,749)
Net Position at Beginning of Year	4,115,494
Net Position at End of Year	<u>\$ 2,389,745</u>

SOUTHERN UTAH UNIVERSITY

NOTES TO THE FINANCIAL STATEMENTS

FISCAL YEAR ENDED JUNE 30, 2019

Statement of Cash Flows

Cash Flows from Operating Activities	
Net Cash Provided by Operating Activities	\$ 35,222
Cash Flows from Noncapital Financing Activities	
Net Cash Provided by Noncapital Financing Activities	125
Cash Flows from Capital Financing Activities	
Net Cash Used in Capital Financing Activities	(1,171,350)
Cash Flows from Investing Activities	
Net Cash Provided by Investing Activities	<u>313,768</u>
Net Decrease in Cash	(822,235)
Cash & Cash Equivalents at Beginning of Year	<u>1,230,950</u>
Cash & Cash Equivalents at End of Year	<u>\$ 408,715</u>

Reconciliation of Operating Income (Loss) to Net Cash Provided by Operating Activities

Net Operating Income (Loss)	\$ (381,197)
Adjustments to Reconcile Operating Income (Loss) to Net Cash Provided by Operating Activities:	
Depreciation Expense	41,865
Changes in Accounts Payable	(525)
Loss on Sale of Investments	<u>375,079</u>
Net Cash Provided by Operating Activities	<u>\$ 35,222</u>

SOUTHERN UTAH UNIVERSITY
REQUIRED SUPPLEMENTARY INFORMATION
FISCAL YEAR ENDED JUNE 30, 2019

Schedule of Proportionate Share of the Net Pension Liability

	Measurement Date				
	December 31, 2018	December 31, 2017	December 31, 2016	December 31, 2015	December 31, 2014
Noncontributory System					
Proportion of Systems net pension liability (asset)	0.3814387%	0.3813235%	0.3639326%	0.3636182%	0.3579107%
Proportionate share of Systems net pension liability (asset)	\$ 14,191,492	\$ 9,324,741	\$ 11,794,753	\$ 11,422,289	\$ 8,992,609
Covered payroll	\$ 9,867,938	\$ 9,923,719	\$ 9,953,525	\$ 10,122,213	\$ 9,923,414
Proportionate share of Systems net pension liability (asset) as a percentage of its covered payroll	143.81%	93.96%	118.50%	112.84%	90.62%
Plan fiduciary net position as a percentage of the total pension liability	84.1%	89.2%	84.9%	84.5%	87.2%
Contributory System					
Proportion of Systems net pension liability (asset)	0.1629085%	0.1345811%	0.1177917%	0.1022645%	0.0922137%
Proportionate share of Systems net pension liability (asset)	\$ 115,666	\$ 8,856	\$ 64,545	\$ 64,084	\$ 10,111
Covered payroll	\$ 31,616	\$ 30,621	\$ 31,576	\$ 32,395	\$ 33,177
Proportionate share of Systems net pension liability (asset) as a percentage of its covered payroll	365.85%	28.92%	204.41%	197.82%	30.48%
Plan fiduciary net position as a percentage of the total pension liability	91.4%	99.2%	93.4%	92.4%	98.7%
Public Safety System					
Proportion of Systems net pension liability (asset)	0.1767365%	0.1988919%	0.1857309%	0.2041688%	0.1980694%
Proportionate share of Systems net pension liability (asset)	\$ 423,063	\$ 345,846	\$ 397,109	\$ 439,548	\$ 368,060
Covered payroll	\$ 200,394	\$ 225,094	\$ 222,402	\$ 238,257	\$ 227,905
Proportionate share of Systems net pension liability (asset) as a percentage of its covered payroll	211.12%	153.64%	178.55%	184.48%	161.5%
Plan fiduciary net position as a percentage of the total pension liability	83.2%	87.4%	83.5%	82.3%	84.3%
Tier 2 Public Employees System					
Proportion of Systems net pension liability (asset)	0.3210046%	0.3386836%	0.2468898%	0.1795573%	0.1861719%
Proportionate share of Systems net pension liability (asset)	\$ 137,479	\$ 29,861	\$ 27,540	\$ (392)	\$ (5,642)
Covered payroll	\$ 3,751,521	\$ 3,314,733	\$ 2,024,701	\$ 1,160,145	\$ 913,709
Proportionate share of Systems net pension liability (asset) as a percentage of its covered payroll	3.66%	0.90%	1.36%	-0.03%	-0.6%
Plan fiduciary net position as a percentage of the total pension liability	90.8%	97.4%	95.1%	100.2%	103.5%
Tier 2 Public Safety and Firefighter System*					
Proportion of Systems net pension liability (asset)	0.0278155%	0.0325679%	0.0156266%	N/A	N/A
Proportionate share of Systems net pension liability (asset)	\$ 697	\$ (377)	\$ (136)	N/A	N/A
Covered payroll	\$ 37,254	\$ 34,377	\$ 12,911	N/A	N/A
Proportionate share of Systems net pension liability (asset) as a percentage of its covered payroll	1.87%	-1.10%	-1.05%	N/A	N/A
Plan fiduciary net position as a percentage of the total pension liability	95.6%	103.0%	103.6%	N/A	N/A

Note: Southern Utah University implemented GASB Statement No. 68 in fiscal year 2015. Information on the University's portion of the plans net pension liabilities (assets) is not available for periods prior to fiscal year 2015.

SOUTHERN UTAH UNIVERSITY

REQUIRED SUPPLEMENTARY INFORMATION

AS OF JUNE 30, 2019

Schedule of Contributions

Last 10 Fiscal Years

Noncontributory System

	2019	2018	2017	2016	2015	2014	2013	2012	2011	2010
Contractually Required Contribution	\$ 2,146,318	\$ 2,158,520	\$ 2,161,713	\$ 2,153,271	\$ 2,319,809	\$ 2,027,040	\$ 1,946,347	\$ 1,748,575	\$ 1,806,858	\$ 1,248,622
Contributions in Relation to the Contractually Required Contribution	(2,146,318)	(2,158,520)	(2,161,713)	(2,153,271)	(2,319,809)	(2,027,040)	(1,946,347)	(1,748,575)	(1,806,858)	(1,248,622)
Contribution Deficiency (Excess)	\$ -	\$ -	\$ -	\$ -	\$ -	\$ -	\$ -	\$ -	\$ -	\$ -
Covered Payroll	\$ 9,821,482	\$ 9,925,614	\$ 9,999,130	\$ 9,970,411	\$ 10,143,115	\$ 9,817,043	\$ 10,307,651	\$ 10,528,325	\$ 10,162,265	\$ 8,698,149
Contributions as a Percentage of Covered Payroll	21.85%	21.75%	21.62%	21.60%	22.87%	20.65%	18.88%	16.61%	17.78%	14.36%

Contributory System

	2019	2018	2017	2016	2015	2014	2013	2012	2011	2010
Contractually Required Contribution	\$ 8,329	\$ 5,420	\$ 5,589	\$ 5,734	\$ 5,739	\$ 5,117	\$ 4,399	\$ 6,661	\$ 9,125	\$ 8,255
Contributions in Relation to the Contractually Required Contribution	(8,329)	(5,420)	(5,589)	(5,734)	(5,739)	(5,117)	(4,399)	(6,661)	(9,125)	(8,255)
Contribution Deficiency (Excess)	\$ -	\$ -	\$ -	\$ -	\$ -	\$ -	\$ -	\$ -	\$ -	\$ -
Covered Payroll	\$ 46,594	\$ 30,621	\$ 31,576	\$ 32,395	\$ 32,426	\$ 32,041	\$ 30,828	\$ 53,848	\$ 51,180	\$ 52,477
Contributions as a Percentage of Covered Payroll	17.88%	17.70%	17.70%	17.70%	17.70%	15.97%	14.27%	12.37%	17.83%	15.73%

Public Safety System

	2019	2018	2017	2016	2015	2014	2013	2012	2011	2010
Contractually Required Contribution	\$ 71,167	\$ 91,615	\$ 87,724	\$ 98,109	\$ 96,577	\$ 92,803	\$ 80,840	\$ 67,093	\$ 64,377	\$ 50,086
Contributions in Relation to the Contractually Required Contribution	(71,167)	(91,615)	(87,724)	(98,109)	(96,577)	(92,803)	(80,840)	(67,093)	(64,377)	(50,086)
Contribution Deficiency (Excess)	\$ -	\$ -	\$ -	\$ -	\$ -	\$ -	\$ -	\$ -	\$ -	\$ -
Covered Payroll	\$ 172,110	\$ 221,560	\$ 212,151	\$ 237,266	\$ 233,559	\$ 236,079	\$ 216,787	\$ 243,744	\$ 196,571	\$ 181,145
Contributions as a Percentage of Covered Payroll	41.35%	41.35%	41.35%	41.35%	41.35%	39.31%	37.29%	27.53%	32.75%	27.65%

Tier 2 Public Employees System*

	2019	2018	2017	2016	2015	2014	2013	2012	2011*	2010*
Contractually Required Contribution	\$ 767,375	\$ 674,640	\$ 516,860	\$ 251,738	\$ 85,958	\$ 66,156	\$ 49,068	\$ 14,621	N/A	N/A
Contributions in Relation to the Contractually Required Contribution	(767,375)	(674,640)	(516,860)	(251,738)	(85,958)	(66,156)	(49,068)	(14,621)	N/A	N/A
Contribution Deficiency (Excess)	\$ -	\$ -	\$ -	\$ -	\$ -	\$ -	\$ -	\$ -	\$ -	\$ -
Covered Payroll	\$ 4,065,417	\$ 3,658,090	\$ 2,833,666	\$ 1,380,385	\$ 1,315,692	\$ 967,391	\$ 632,088	\$ 192,641		
Contributions as a Percentage of Covered Payroll	18.88%	18.44%	18.24%	18.24%	6.53%	6.84%	7.76%	7.59%		

Tier 2 Public Safety and Firefighter System*

	2019	2018	2017	2016	2015	2014	2013	2012	2011	2010
Contractually Required Contribution	\$ 21,280	\$ 10,750	\$ 8,416	N/A	N/A	N/A	N/A	N/A	N/A	N/A
Contributions in Relation to the Contractually Required Contribution	(21,280)	(10,750)	(8,416)	(8,416)						
Contribution Deficiency (Excess)	\$ -	\$ -	\$ -	\$ -	\$ -	\$ -	\$ -	\$ -	\$ -	\$ -
Covered Payroll	\$ 71,410	\$ 36,794	\$ 28,891							
Contributions as a Percentage of Covered Payroll	29.80%	29.22%	29.13%							

*Contractually Required Contributions, Contributions, and Covered Payroll include information for Tier 2 Employees. The Tier 2 Public Employees System was created in fiscal year 2011. Prior to the implementation of GASB Statement No. 68, Tier 2 information was not separately available.

SOUTHERN UTAH UNIVERSITY

UTAH STATE BOARD OF REGENTS

Harris H. Simmons, Chair	Salt Lake City
Nina Barnes, Vice-Chair.....	Cedar City
Jessellie Barlow Anderson.....	Salt Lake City
Daniel W. Campbell	Provo
Wilford Clyde	Springville
Sanchaita Datta	Salt Lake City
Marlin K. Jensen	Huntsville
Ronald W. Jibson.....	Salt Lake City
Patricia Jones	Salt Lake City
JaKell Larsen (Student Regent).....	Salt Lake City
Steven J. Lund	Provo
Robert S. Marquardt	Salt Lake City
Cristina Ortega.....	Clearfield
Robert W. Prince	St. George
Mark Stoddard	Nephi
Teresa L. Theurer	Logan
Thomas Wright	Salt Lake City
David R. Woolstenhulme, Interim Commissioner of Higher Education	Logan

SOUTHERN UTAH UNIVERSITY BOARD OF TRUSTEES

Richard J. Christiansen, Chair	Spanish Fork
Jodi Hart Wilson, Vice-Chair	Riverton
Beverly Burgess.....	Cedar City
Jeff Carr	Dallas, TX
Shannon Dulaney.....	Cedar City
Marilee Eyre	Beaver
Myndee Kay Larsen.....	Sioux Falls, SD
Sydney Nakken.....	Cedar City
Vance Smith	Cedar City
Michael Wankier	Draper
Jennifer Oberhelman, Secretary to the Board	Cedar City

ADMINISTRATIVE OFFICERS

Scott L Wyatt.....	President
Robert Eves.....	Interim Provost
Marvin Dodge, Finance and Administration	Vice President
Jared Tippetts, Student Affairs	Vice President
Stuart Jones, Advancement & Enrollment Management	Vice President
Mindy Benson, Alumni & Community Relations	Vice President
Debbie Corum, Athletics	Athletic Director



Annual Financial Report prepared by
Southern Utah University Accounting Services
351 W. University Blvd., Cedar City, UT 84720
435.586.7724