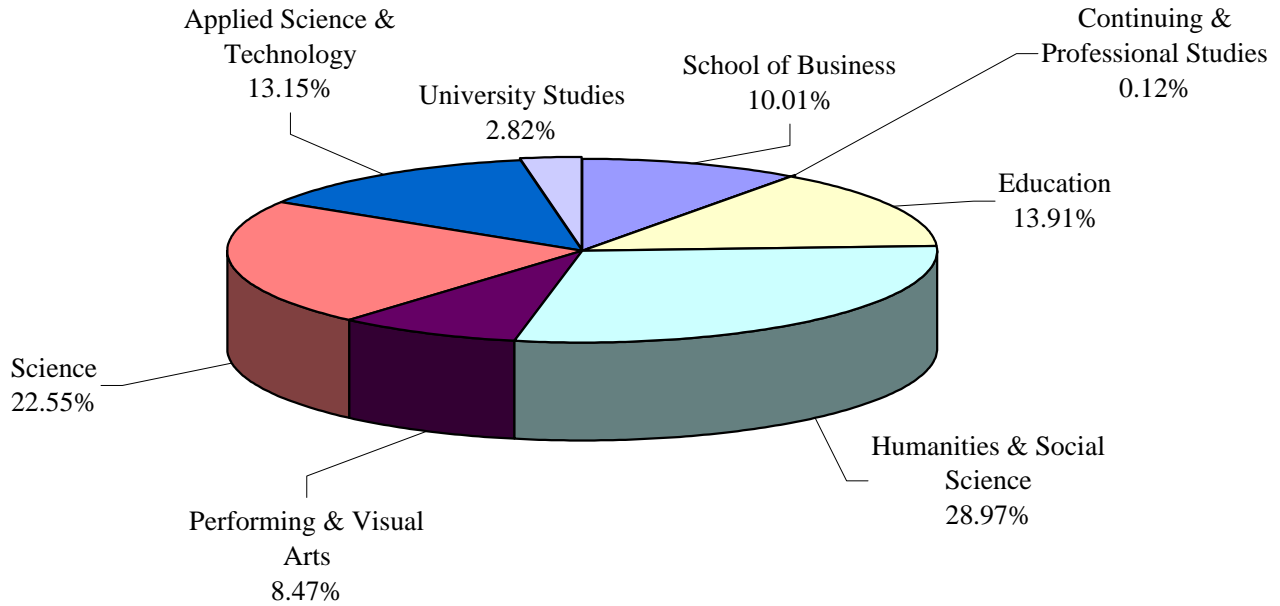
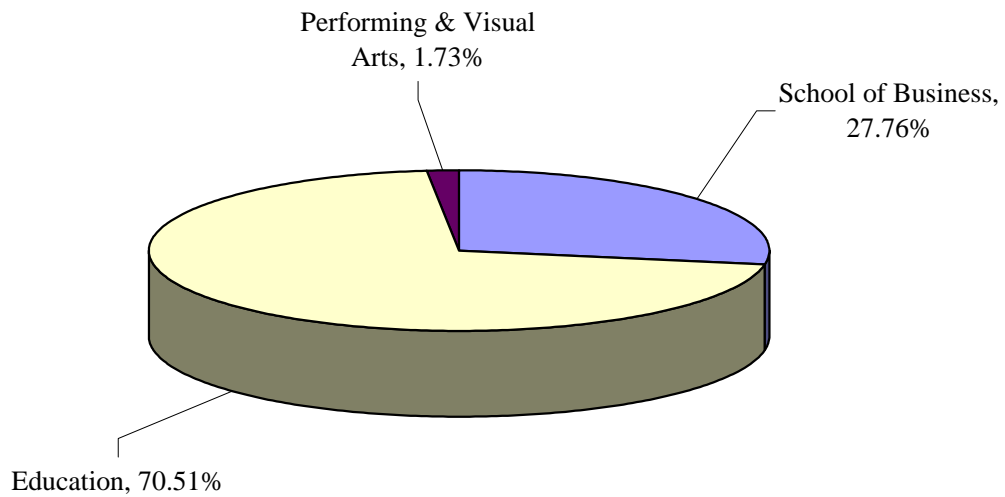


# SUU *Instructional Productivity*

**SUU Undergraduate SCH**  
Fall 2003



**SUU Graduate SCH**  
Fall 2003



**STUDENT CREDIT HOUR FOR 2000-2001  
BY COLLEGE, DEPARTMENT, AND SUBJECT**

<u>DEPARTMENT</u>	<u>SUBJECT</u>	<u>LOWER</u>	<u>FALL UPPER</u>	<u>2000 GRAD</u>	<u>TOTAL</u>	<u>LOWER</u>	<u>SPRING UPPER</u>	<u>2001 GRAD</u>	<u>TOTAL</u>
<b>BUSINESS AND TECHNOLOGY</b>									
BUSINESS	ACCT	1,200	579	440	2,219	1,056	703	308	2,067
	BA	660	0	0	660	723	0	0	723
	ECON	849	534	39	1,422	975	352	39	1,366
	FIN	123	414	0	537	240	525	57	822
	MGMT	0	833	75	908	177	1,401	96	1,674
	MILS	90	138	0	228	78	69	0	147
	MIS	0	468	81	549	0	447	0	447
	MKTG	0	480	0	480	0	406	75	481
TOTAL BUSINESS		2,922	3,446	635	7,003	3,249	3,903	575	7,727
BUSINESS EDUCATION/COMPUTER INFO SYS	BCIS	1,080	1,197	0	2,277	1,183	907	0	2,090
	PLGL	165	0	0	165	135	0	0	135
TOTAL BUSINESS EDUCATION/COMPUTER INFO SYS		1,245	1,197	0	2,442	1,318	907	0	2,225
COMMUNICATION	COMM	1,668	1,584	0	3,252	0	0	0	0
SHORT TERM INTENSIVE TRAINING	STIT	399	0	0	399	430	0	0	430
	TRAN	252	0	0	252	224	0	0	224
TOTAL SHORT TERM INTENSIVE TRAINING		651	0	0	651	654	0	0	654
TECHNOLOGY	CCET	0	132	0	132	0	158	0	158
	CJ	1,179	712	0	1,891	1,059	1,010	0	2,069
	CM	158	99	0	257	87	240	0	327
	DT	327	0	0	327	255	0	0	255
	EET	66	36	0	102	72	69	0	141
	TECH	488	235	0	723	326	435	0	761
TOTAL TECHNOLOGY		2,218	1,214	0	3,432	1,799	1,912	0	3,711
<b>TOTAL BUSINESS AND TECHNOLOGY</b>		<b>8,704</b>	<b>7,441</b>	<b>635</b>	<b>16,780</b>	<b>7,020</b>	<b>6,722</b>	<b>575</b>	<b>14,317</b>
CONTINUING EDUCATION									
CONTINUING EDUCATION	CED	6	0	0	6	47	0	0	47

SCHYEAR:

RUN DATE: 01/15/02 16.29.07

## STUDENT CREDIT HOUR FOR 2000-2001 BY COLLEGE, DEPARTMENT, AND SUBJECT

<u>DEPARTMENT</u>	<u>SUBJECT</u>	<u>LOWER</u>	<u>FALL UPPER</u>	<u>2000 GRAD</u>	<u>TOTAL</u>	<u>LOWER</u>	<u>SPRING UPPER</u>	<u>2001 GRAD</u>	<u>TOTAL</u>
<b>EDUCATION</b>									
PHYSICAL EDUCATION	PE	1,140	1,198	0	2,338	1,245	1,313	0	2,557
TEACHER EDUCATION	EDUC	429	1,239	965	2,633	450	1,737	1,553	3,740
	ELED	0	2,555	0	2,555	0	2,439	0	2,439
	LM	317	93	0	410	435	109	0	544
	SCED	0	969	0	969	0	1,240	0	1,240
	SPED	0	750	0	750	0	1,019	112	1,131
TOTAL TEACHER EDUCATION		746	5,606	965	7,317	885	6,544	1,665	9,094
<b>TOTAL EDUCATION</b>		<b>1,886</b>	<b>6,804</b>	<b>965</b>	<b>9,655</b>	<b>2,130</b>	<b>7,857</b>	<b>1,665</b>	<b>11,651</b>
<b>HUMANITIES AND SOCIAL SCI</b>									
COMMUNICATION	COMM	2,424	174	0	2,598	3,704	1,762	0	5,466
HONORS	HONR	18	49	0	67	0	60	0	60
LANGUAGE AND LITERATURE	ENGL	3,500	552	0	4,052	3,191	555	0	3,746
	FREN	488	57	0	545	180	42	0	222
	GERM	448	71	0	519	368	73	0	441
	HU	840	0	0	840	900	0	0	900
	LANG	0	48	0	48	54	81	0	135
	SPAN	804	521	0	1,325	720	476	0	1,196
TOTAL LANGUAGE AND LITERATURE		6,080	1,249	0	7,329	5,413	1,227	0	6,640
PSYCHOLOGY	PSY	1,647	1,387	0	3,034	1,551	1,630	0	3,181
SOCIAL SCIENCES	HIST	1,669	694	0	2,363	1,674	630	0	2,304
	POSC	912	391	0	1,303	831	702	0	1,533
	SOC	939	965	0	1,904	996	1,098	0	2,094
	SOSC	0	221	0	221	0	168	0	168
TOTAL SOCIAL SCIENCES		3,520	2,271	0	5,791	3,501	2,598	0	6,099
<b>TOTAL HUMANITIES AND SOCIAL SCI</b>		<b>13,689</b>	<b>5,130</b>	<b>0</b>	<b>18,819</b>	<b>14,169</b>	<b>7,277</b>	<b>0</b>	<b>21,446</b>

SCHYEAR:

RUN DATE: 01/15/02 16.29.07

## STUDENT CREDIT HOUR FOR 2000-2001 BY COLLEGE, DEPARTMENT, AND SUBJECT

<u>DEPARTMENT</u>	<u>SUBJECT</u>	<u>LOWER</u>	<u>FALL UPPER</u>	<u>2000 GRAD</u>	<u>TOTAL</u>	<u>LOWER</u>	<u>SPRING UPPER</u>	<u>2001 GRAD</u>	<u>TOTAL</u>
PERFORMING AND VISUAL ART	ART	1,487	331	0	1,818	1,290	438	0	1,728
MUSIC	MUSC	1,776	893	0	2,669	1,474	882	0	2,356
THEATRE ARTS	DANC	890	484	0	1,374	1,104	314	0	1,418
	TA	1,605	483	0	2,088	1,302	482	0	1,784
TOTAL THEATRE ARTS		2,495	967	0	3,462	2,406	796	0	3,202
<b>TOTAL PERFORMING AND VISUAL ART</b>		<b>5,758</b>	<b>2,191</b>	<b>0</b>	<b>7,949</b>	<b>5,170</b>	<b>2,116</b>	<b>0</b>	<b>7,286</b>
SCIENCE									
BIOLOGY	AGSC	372	342	0	714	428	497	0	925
	BIOL	2,776	675	0	3,451	2,764	979	0	3,743
	NR	0	57	0	57	135	0	0	135
	RANG	0	76	0	76	0	0	0	0
TOTAL BIOLOGY		3,148	1,150	0	4,298	3,327	1,476	0	4,803
FAMILY AND CONSUMER SCIENCES	ADT	148	145	0	293	119	101	0	220
	ECD	904	364	0	1,268	603	395	0	998
	FCS	516	324	0	840	162	360	0	522
	ID	132	78	0	210	216	96	0	312
	NFS	1,316	230	0	1,546	1,204	210	0	1,414
TOTAL FAMILY AND CONSUMER SCIENCES		3,016	1,141	0	4,157	2,304	1,162	0	3,466
MATHEMATICS/COMPUTER SCIENCE	CS	911	108	0	1,019	675	198	0	873
	MATH	4,992	344	0	5,336	4,610	414	0	5,024
TOTAL MATHEMATICS/COMPUTER SCIENCE		5,903	452	0	6,355	5,285	612	0	5,897
PHYSICAL SCIENCE	CE	138	0	0	138	84	0	0	84
	CHEM	1,817	303	0	2,120	1,712	199	0	1,911
	ENGR	64	0	0	64	51	0	0	51
	GEOG	129	106	0	235	150	114	0	264

SCHYEAR:

RUN DATE: 01/15/02 16.29.07

**STUDENT CREDIT HOUR FOR 2000-2001  
BY COLLEGE, DEPARTMENT, AND SUBJECT**

<u>DEPARTMENT</u>	<u>SUBJECT</u>	<u>LOWER</u>	<u>FALL UPPER</u>	<u>2000 GRAD</u>	<u>TOTAL</u>	<u>LOWER</u>	<u>SPRING UPPER</u>	<u>2001 GRAD</u>	<u>TOTAL</u>
PHYSICAL SCIENCE	GEOL	451	127	0	578	498	71	0	568
	PHSC	1,093	0	0	1,093	780	16	0	796
	PSCI	0	28	0	28	0	85	0	85
TOTAL PHYSICAL SCIENCE		3,692	564	0	4,256	3,275	485	0	3,759
<b>TOTAL SCIENCE</b>		<b>15,759</b>	<b>3,307</b>	<b>0</b>	<b>19,066</b>	<b>14,191</b>	<b>3,734</b>	<b>0</b>	<b>17,925</b>
UNIVERSITY STUDIES	UNIV	2,824	63	0	2,887	1,141	94	0	1,235
<b>TOTAL</b>		<b>48,625</b>	<b>24,936</b>	<b>1,600</b>	<b>75,161</b>	<b>43,867</b>	<b>27,800</b>	<b>2,240</b>	<b>73,906</b>

SCHYEAR:            RUN DATE: 01/15/02 16.29.07

## STUDENT CREDIT HOUR FOR 2001-2002 BY COLLEGE, DEPARTMENT, AND SUBJECT

DEPARTMENT	SUBJECT	LOWER	FALL UPPER	2001 GRAD	TOTAL	LOWER	SPRING UPPER	2002 GRAD	TOTAL
<b>BUSINESS AND TECHNOLOGY</b>									
BUSINESS	ACCT	1,110	722	354	<b>2,186</b>	1,020	735	177	<b>1,932</b>
	BA	627	0	48	<b>675</b>	600	10	82	<b>692</b>
	ECON	1,053	507	87	<b>1,647</b>	813	472	69	<b>1,354</b>
	FIN	114	487	36	<b>637</b>	114	635	84	<b>833</b>
	MGMT	0	1,057	111	<b>1,168</b>	126	1,126	18	<b>1,270</b>
	MILS	96	125	0	<b>221</b>	51	109	0	<b>160</b>
	MKTG	0	600	0	<b>600</b>	0	602	117	<b>719</b>
TOTAL BUSINESS		3,000	3,498	636	<b>7,134</b>	2,724	3,689	547	<b>6,960</b>
BUSINESS EDUCATION/COMPUTER INFO SYS	BE	1,032	803	0	<b>1,835</b>	1,086	721	0	<b>1,807</b>
	IS	153	672	0	<b>825</b>	135	570	0	<b>705</b>
	PLGL	200	0	0	<b>200</b>	225	0	0	<b>225</b>
TOTAL BUSINESS EDUCATION/COMPUTER INFO SYS		1,385	1,475	0	<b>2,860</b>	1,446	1,291	0	<b>2,737</b>
SHORT TERM INTENSIVE TRAINING	STIT	439	0	0	<b>439</b>	408	0	0	<b>408</b>
	TRAN	196	0	0	<b>196</b>	140	0	0	<b>140</b>
TOTAL SHORT TERM INTENSIVE TRAINING		635	0	0	<b>635</b>	548	0	0	<b>548</b>
TECHNOLOGY	CCET	0	160	0	<b>160</b>	0	208	0	<b>208</b>
	CJ	1,356	601	0	<b>1,957</b>	933	928	0	<b>1,861</b>
	CM	167	108	0	<b>275</b>	54	192	0	<b>246</b>
	DT	251	0	0	<b>251</b>	201	0	0	<b>201</b>
	EET	150	21	0	<b>171</b>	231	60	0	<b>291</b>
	TECH	703	146	0	<b>849</b>	300	422	0	<b>722</b>
TOTAL TECHNOLOGY		2,627	1,036	0	<b>3,663</b>	1,719	1,810	0	<b>3,529</b>
<b>TOTAL BUSINESS AND TECHNOLOGY</b>		<b>7,647</b>	<b>6,009</b>	<b>636</b>	<b>14,292</b>	<b>6,437</b>	<b>6,790</b>	<b>547</b>	<b>13,774</b>
CONTINUING EDUCATION	CEC	20	0	0	<b>20</b>	18	0	0	<b>18</b>
EDUCATION	PE	1,314	1,324	0	<b>2,638</b>	1,578	1,428	0	<b>3,006</b>

## STUDENT CREDIT HOUR FOR 2001-2002 BY COLLEGE, DEPARTMENT, AND SUBJECT

DEPARTMENT	SUBJECT	LOWER	FALL UPPER	2001 GRAD	TOTAL	LOWER	SPRING UPPER	2002 GRAD	TOTAL
TEACHER EDUCATION	EDUC	768	2,429	697	3,894	756	4,074	934	5,764
	ELED	0	2,695	0	2,695	0	2,517	0	2,517
	LM	611	124	0	735	699	114	0	813
	SCED	0	442	0	442	0	775	0	775
	SPED	0	484	0	484	0	503	126	629
TOTAL TEACHER EDUCATION		1,379	6,174	697	8,250	1,455	7,983	1,060	10,498
TOTAL EDUCATION		2,693	7,498	697	10,888	3,033	9,410	1,060	13,503
HUMANITIES AND SOCIAL SCI									
COMMUNICATION	COMM	3,970	1,699	0	5,669	3,716	1,929	0	5,645
HONORS	HONR	0	17	0	17	21	97	0	118
LANGUAGE AND LITERATURE									
	ENGL	3,925	694	0	4,619	3,286	571	0	3,857
	FREN	504	33	0	537	348	52	0	400
	GERM	420	81	0	501	272	81	0	353
	HU	1,035	0	0	1,035	777	0	0	777
	LANG	0	28	0	28	60	72	0	132
	SPAN	1,004	457	0	1,461	916	495	0	1,411
TOTAL LANGUAGE AND LITERATURE		6,888	1,293	0	8,181	5,659	1,271	0	6,930
PSYCHOLOGY	PSY	1,698	1,382	0	3,080	1,554	1,543	0	3,097
SOCIAL SCIENCES									
	HIST	1,499	603	0	2,102	1,080	693	0	1,773
	POSC	873	470	0	1,343	801	749	0	1,550
	SOC	1,035	947	0	1,982	1,019	896	0	1,915
	SOSC	0	69	0	69	0	75	0	75
TOTAL SOCIAL SCIENCES		3,407	2,089	0	5,496	2,900	2,413	0	5,313
TOTAL HUMANITIES AND SOCIAL SCI		15,963	6,480	0	22,443	13,850	7,253	0	21,103
PERFORMING AND VISUAL ART									
ART	ART	1,448	462	0	1,910	1,325	537	0	1,862

## STUDENT CREDIT HOUR FOR 2001-2002 BY COLLEGE, DEPARTMENT, AND SUBJECT

<u>DEPARTMENT</u>	<u>SUBJECT</u>	<u>LOWER</u>	<u>FALL UPPER</u>	<u>2001 GRAD</u>	<u>TOTAL</u>	<u>LOWER</u>	<u>SPRING UPPER</u>	<u>2002 GRAD</u>	<u>TOTAL</u>
MUSIC	MUSC	1,728	899	0	<b>2,627</b>	1,546	753	0	<b>2,299</b>
THEATRE ARTS	AA	0	0	80	<b>80</b>	0	0	70	<b>70</b>
	DANC	939	351	0	<b>1,290</b>	1,086	240	0	<b>1,326</b>
	TA	1,405	559	0	<b>1,964</b>	1,312	558	0	<b>1,870</b>
TOTAL THEATRE ARTS		2,344	910	80	<b>3,334</b>	2,398	798	70	<b>3,266</b>
<b>TOTAL PERFORMING AND VISUAL ART</b>		<b>5,520</b>	<b>2,271</b>	<b>80</b>	<b>7,871</b>	<b>5,269</b>	<b>2,088</b>	<b>70</b>	<b>7,427</b>
SCIENCE									
BIOLOGY	AGSC	238	355	0	<b>593</b>	354	230	0	<b>584</b>
	BIOL	2,672	710	0	<b>3,382</b>	2,688	1,095	0	<b>3,783</b>
	NR	0	48	0	<b>48</b>	108	0	0	<b>108</b>
	RANG	0	76	0	<b>76</b>	0	0	0	<b>0</b>
TOTAL BIOLOGY		2,910	1,189	0	<b>4,099</b>	3,150	1,325	0	<b>4,475</b>
FAMILY AND CONSUMER SCIENCES	ADT	136	182	0	<b>318</b>	163	77	0	<b>240</b>
	ECD	770	341	0	<b>1,111</b>	448	323	0	<b>771</b>
	FCS	504	353	0	<b>857</b>	336	375	0	<b>711</b>
	ID	144	82	0	<b>226</b>	186	91	0	<b>277</b>
	NFS	1,323	224	0	<b>1,547</b>	1,167	174	0	<b>1,341</b>
TOTAL FAMILY AND CONSUMER SCIENCES		2,877	1,182	0	<b>4,059</b>	2,300	1,040	0	<b>3,340</b>
MATHEMATICS/COMPUTER SCIENCE	CS	615	87	0	<b>702</b>	552	156	0	<b>708</b>
	MACS	0	40	0	<b>40</b>	0	35	0	<b>35</b>
	MATH	5,517	311	15	<b>5,843</b>	4,945	298	0	<b>5,243</b>
TOTAL MATHEMATICS/COMPUTER SCIENCE		6,132	438	15	<b>6,585</b>	5,497	489	0	<b>5,986</b>
PHYSICAL SCIENCE	CE	29	0	0	<b>29</b>	3	0	0	<b>3</b>
	CHEM	1,885	324	0	<b>2,209</b>	1,681	142	0	<b>1,823</b>
	ENGR	153	24	0	<b>177</b>	151	60	0	<b>211</b>
	GEOG	132	202	0	<b>334</b>	226	161	0	<b>387</b>
	GEOL	405	46	0	<b>450</b>	405	42	0	<b>447</b>
	PHSC	1,025	15	0	<b>1,040</b>	746	6	0	<b>752</b>

## STUDENT CREDIT HOUR FOR 2001-2002 BY COLLEGE, DEPARTMENT, AND SUBJECT

<u>DEPARTMENT</u>	<u>SUBJECT</u>	<u>LOWER</u>	<u>FALL UPPER</u>	<u>2001 GRAD</u>	<u>TOTAL</u>	<u>LOWER</u>	<u>SPRING UPPER</u>	<u>2002 GRAD</u>	<u>TOTAL</u>
PHYSICAL SCIENCE	PSCI	4	13	0	17	0	20	0	20
TOTAL PHYSICAL SCIENCE		3,633	624	0	4,256	3,212	431	0	3,643
<b>TOTAL SCIENCE</b>		<b>15,552</b>	<b>3,433</b>	<b>15</b>	<b>18,999</b>	<b>14,159</b>	<b>3,285</b>	<b>0</b>	<b>17,444</b>
<b>UNIVERSITY STUDIES</b>									
UNIVERSITY STUDIES	UNIV	2,939	270	0	3,209	1,158	199	0	1,357
<b>TOTAL</b>		<b>50,334</b>	<b>25,961</b>	<b>1,428</b>	<b>77,722</b>	<b>43,924</b>	<b>29,025</b>	<b>1,677</b>	<b>74,626</b>

SCHYEAR:

RUN DATE: 02/11/02 10.31.55

**STUDENT CREDIT HOUR FOR 2002-2003  
BY COLLEGE, DEPARTMENT, AND SUBJECT**

<u>DEPARTMENT</u>	<u>SUBJECT</u>	<u>LOWER</u>	<u>FALL UPPER</u>	<u>2002 GRAD</u>	<u>TOTAL</u>	<u>LOWER</u>	<u>SPRING UPPER</u>	<u>2003 GRAD</u>	<u>TOTAL</u>
<b>APPLIED SCIENCE/TECH</b>									
APPLIED SCIENCE	ADT	132	122	0	<b>254</b>	118	83	0	<b>201</b>
	AGSC	217	382	0	<b>599</b>	417	280	0	<b>697</b>
	BE	0	39	0	<b>39</b>	0	0	0	<b>0</b>
	ECD	672	283	0	<b>955</b>	568	298	0	<b>866</b>
	FCS	472	344	0	<b>816</b>	380	379	0	<b>759</b>
	GEOG	0	65	0	<b>65</b>	0	0	0	<b>0</b>
	ID	117	57	0	<b>174</b>	162	49	0	<b>211</b>
	ISA	808	562	0	<b>1,370</b>	1,156	427	0	<b>1,583</b>
	NFS	1,392	189	0	<b>1,581</b>	946	213	0	<b>1,159</b>
TOTAL APPLIED SCIENCE		3,810	2,043	0	<b>5,853</b>	3,747	1,729	0	<b>5,476</b>
<b>APPLIED TECHNOLOGY</b>									
	AUTO	253	0	0	<b>253</b>	256	0	0	<b>256</b>
	CCET	174	150	0	<b>324</b>	189	171	0	<b>360</b>
	CJ	1,110	734	0	<b>1,844</b>	1,032	897	0	<b>1,929</b>
	CM	147	93	0	<b>240</b>	69	168	0	<b>237</b>
	CNC	216	0	0	<b>216</b>	108	0	0	<b>108</b>
	EET	225	33	0	<b>258</b>	186	69	0	<b>255</b>
	TE	141	186	0	<b>327</b>	0	303	0	<b>303</b>
	TECH	61	34	0	<b>95</b>	44	112	0	<b>156</b>
TOTAL APPLIED TECHNOLOGY		2,327	1,230	0	<b>3,557</b>	1,884	1,720	0	<b>3,604</b>
<b>SHORT TERM INTENSIVE TRAINING</b>									
	STIT	269	0	0	<b>269</b>	264	0	0	<b>264</b>
	TRAN	168	0	0	<b>168</b>	140	0	0	<b>140</b>
TOTAL SHORT TERM INTENSIVE TRAINING		437	0	0	<b>437</b>	404	0	0	<b>404</b>
<b>TOTAL APPLIED SCIENCE/TECH</b>		<b>6,574</b>	<b>3,273</b>	<b>0</b>	<b>9,847</b>	<b>6,035</b>	<b>3,449</b>	<b>0</b>	<b>9,484</b>
<b>CONTINUING EDUCATION</b>									
CONTINUING EDUCATION	CED	35	0	0	<b>35</b>	1	33	0	<b>34</b>
<b>EDUCATION</b>									
MASTER OF EDUCATION	EDRG	0	0	18	<b>18</b>	0	0	33	<b>33</b>
	EDUC	0	0	655	<b>655</b>	0	0	798	<b>798</b>
	EESL	0	0	10	<b>10</b>	0	0	4	<b>4</b>
TOTAL MASTER OF EDUCATION		0	0	683	<b>683</b>	0	0	835	<b>835</b>

**STUDENT CREDIT HOUR FOR 2002-2003  
BY COLLEGE, DEPARTMENT, AND SUBJECT**

<u>DEPARTMENT</u>	<u>SUBJECT</u>	<u>LOWER</u>	<u>FALL UPPER</u>	<u>2002 GRAD</u>	<u>TOTAL</u>	<u>LOWER</u>	<u>SPRING UPPER</u>	<u>2003 GRAD</u>	<u>TOTAL</u>
PHYSICAL EDUCATION	PE	1,563	1,489	0	<b>3,052</b>	1,631	1,772	0	<b>3,403</b>
TEACHER EDUCATION	EDRG	0	777	0	<b>777</b>	0	975	3	<b>978</b>
	EDUC	644	1,863	16	<b>2,523</b>	628	2,590	44	<b>3,262</b>
	EESL	0	30	0	<b>30</b>	0	214	0	<b>214</b>
	ELED	0	2,155	0	<b>2,155</b>	0	1,644	0	<b>1,644</b>
	LM	1,002	69	0	<b>1,071</b>	596	183	0	<b>779</b>
	SCED	0	518	0	<b>518</b>	0	607	0	<b>607</b>
	SPED	0	466	0	<b>466</b>	0	565	0	<b>565</b>
TOTAL TEACHER EDUCATION		1,646	5,878	16	<b>7,540</b>	1,224	6,778	47	<b>8,049</b>
<b>TOTAL EDUCATION</b>		<b>3,209</b>	<b>7,367</b>	<b>699</b>	<b>11,275</b>	<b>2,855</b>	<b>8,550</b>	<b>882</b>	<b>12,287</b>
<b>HUMANITIES AND SOCIAL SCI</b>									
COMMUNICATION	COMM	2,791	1,623	0	<b>4,414</b>	2,070	1,954	0	<b>4,024</b>
ENGLISH	ENGL	3,823	473	0	<b>4,296</b>	3,102	454	0	<b>3,556</b>
FOREIGN LANGUAGE & HUMANITIES	FREN	420	60	0	<b>480</b>	360	33	0	<b>393</b>
	GERM	312	156	0	<b>468</b>	304	111	0	<b>415</b>
	HU	696	0	0	<b>696</b>	444	0	0	<b>444</b>
	LANG	0	20	0	<b>20</b>	18	53	0	<b>71</b>
	SPAN	940	581	0	<b>1,521</b>	840	776	0	<b>1,616</b>
TOTAL FOREIGN LANGUAGE & HUMANITIES		2,368	817	0	<b>3,185</b>	1,966	973	0	<b>2,939</b>
HONORS	HONR	0	38	0	<b>38</b>	24	4	0	<b>28</b>
PSYCHOLOGY	PSY	1,890	1,400	0	<b>3,290</b>	1,572	1,736	0	<b>3,308</b>
SOCIAL SCIENCES	HIST	1,540	641	0	<b>2,181</b>	1,108	678	0	<b>1,786</b>
	POSC	1,131	538	0	<b>1,669</b>	696	854	0	<b>1,550</b>
	SOC	846	955	0	<b>1,801</b>	780	1,287	0	<b>2,067</b>
	SOSC	0	41	0	<b>41</b>	0	65	0	<b>65</b>
TOTAL SOCIAL SCIENCES		3,517	2,175	0	<b>5,692</b>	2,584	2,884	0	<b>5,468</b>
<b>TOTAL HUMANITIES AND SOCIAL SCI</b>		<b>14,389</b>	<b>6,526</b>	<b>0</b>	<b>20,915</b>	<b>11,318</b>	<b>8,005</b>	<b>0</b>	<b>19,323</b>

**STUDENT CREDIT HOUR FOR 2002-2003  
BY COLLEGE, DEPARTMENT, AND SUBJECT**

<u>DEPARTMENT</u>	<u>SUBJECT</u>	<u>LOWER</u>	<u>FALL UPPER</u>	<u>2002 GRAD</u>	<u>TOTAL</u>	<u>LOWER</u>	<u>SPRING UPPER</u>	<u>2003 GRAD</u>	<u>TOTAL</u>
<b>PERFORMING AND VISUAL ART</b>									
ART	ART	1,423	539	0	<b>1,961</b>	1,268	586	0	<b>1,854</b>
MASTER OF FINE ARTS	AA	0	0	110	<b>110</b>	0	0	110	<b>110</b>
MUSIC	MUSC	1,066	760	0	<b>1,826</b>	959	634	0	<b>1,593</b>
THEATRE ARTS	DANC TA	763 825	369 556	0 0	<b>1,132</b> <b>1,381</b>	617 822	333 590	0 0	<b>950</b> <b>1,412</b>
TOTAL THEATRE ARTS		1,588	925	0	<b>2,513</b>	1,439	922	0	<b>2,361</b>
<b>TOTAL PERFORMING AND VISUAL ART</b>		<b>4,077</b>	<b>2,223</b>	<b>110</b>	<b>6,410</b>	<b>3,666</b>	<b>2,142</b>	<b>110</b>	<b>5,918</b>
<b>SCHOOL OF BUSINESS</b>									
ACCOUNTING/INFORMATION SYSTEMS	ACCT IS	1,176 0	672 199	0 0	<b>1,848</b> <b>199</b>	819 0	675 243	0 0	<b>1,494</b> <b>243</b>
TOTAL ACCOUNTING/INFORMATION SYSTEMS		1,176	871	0	<b>2,047</b>	819	918	0	<b>1,737</b>
BUSINESS	BA PLGL	900 114	11 0	0 0	<b>911</b> <b>114</b>	993 160	10 0	0 0	<b>1,003</b> <b>160</b>
TOTAL BUSINESS		1,014	11	0	<b>1,025</b>	1,153	10	0	<b>1,163</b>
ECONOMICS & FINANCE	ECON FIN	1,083 189	306 620	0 0	<b>1,389</b> <b>809</b>	864 180	287 498	0 0	<b>1,151</b> <b>678</b>
TOTAL ECONOMICS & FINANCE		1,272	926	0	<b>2,198</b>	1,044	785	0	<b>1,829</b>
MANAGEMENT & MARKETING	MGMT MKTG	75 0	973 803	0 0	<b>1,048</b> <b>803</b>	0 0	1,183 703	0 0	<b>1,183</b> <b>703</b>
TOTAL MANAGEMENT & MARKETING		75	1,776	0	<b>1,851</b>	0	1,886	0	<b>1,886</b>
MBA/MAC	ACCT	0	0	231	<b>231</b>	0	0	198	<b>198</b>

SCHYEAR:            RUN DATE: 12/04/03 16.38.33

**STUDENT CREDIT HOUR FOR 2002-2003  
BY COLLEGE, DEPARTMENT, AND SUBJECT**

<u>DEPARTMENT</u>	<u>SUBJECT</u>	<u>LOWER</u>	<u>FALL UPPER</u>	<u>2002 GRAD</u>	<u>TOTAL</u>	<u>LOWER</u>	<u>SPRING UPPER</u>	<u>2003 GRAD</u>	<u>TOTAL</u>
MBA/MAC	BA	0	0	18	18	0	0	90	90
	ECON	0	0	60	60	0	0	39	39
	FIN	0	0	9	9	0	0	60	60
	MGMT	0	0	102	102	0	0	12	12
TOTAL MBA/MAC		0	0	420	420	0	0	399	399
MILITARY SCIENCE	MILS	114	104	0	218	54	90	0	144
<b>TOTAL SCHOOL OF BUSINESS</b>		<b>3,651</b>	<b>3,688</b>	<b>420</b>	<b>7,759</b>	<b>3,070</b>	<b>3,689</b>	<b>399</b>	<b>7,158</b>
<b>SCIENCE</b>									
BIOLOGY	BIOL	2,711	679	0	3,390	3,094	905	0	3,999
	NR	0	36	0	36	189	0	0	189
	RANG	0	56	0	56	0	0	0	0
TOTAL BIOLOGY		2,711	771	0	3,482	3,283	905	0	4,188
MATHEMATICS/COMPUTER SCIENCE	CS	684	127	0	811	480	201	0	681
	MACS	0	16	0	16	0	25	0	25
	MATH	5,461	337	21	5,819	5,110	372	0	5,482
TOTAL MATHEMATICS/COMPUTER SCIENCE		6,145	480	21	6,646	5,590	598	0	6,188
PHYSICAL SCIENCE	CE	57	0	0	57	0	0	0	0
	CHEM	2,113	292	0	2,405	2,057	145	0	2,202
	ENGR	248	90	0	338	136	92	0	228
	GEOG	151	110	0	261	144	138	0	282
	GEOL	524	105	0	629	345	112	0	457
	PHSC	810	0	0	810	763	0	0	763
	PSCI	0	11	0	11	129	17	0	146
TOTAL PHYSICAL SCIENCE		3,903	608	0	4,511	3,574	504	0	4,078
<b>TOTAL SCIENCE</b>		<b>12,759</b>	<b>1,859</b>	<b>21</b>	<b>14,639</b>	<b>12,447</b>	<b>2,007</b>	<b>0</b>	<b>14,454</b>
<b>UNIVERSITY STUDIES</b>									

**STUDENT CREDIT HOUR FOR 2002-2003  
BY COLLEGE, DEPARTMENT, AND SUBJECT**

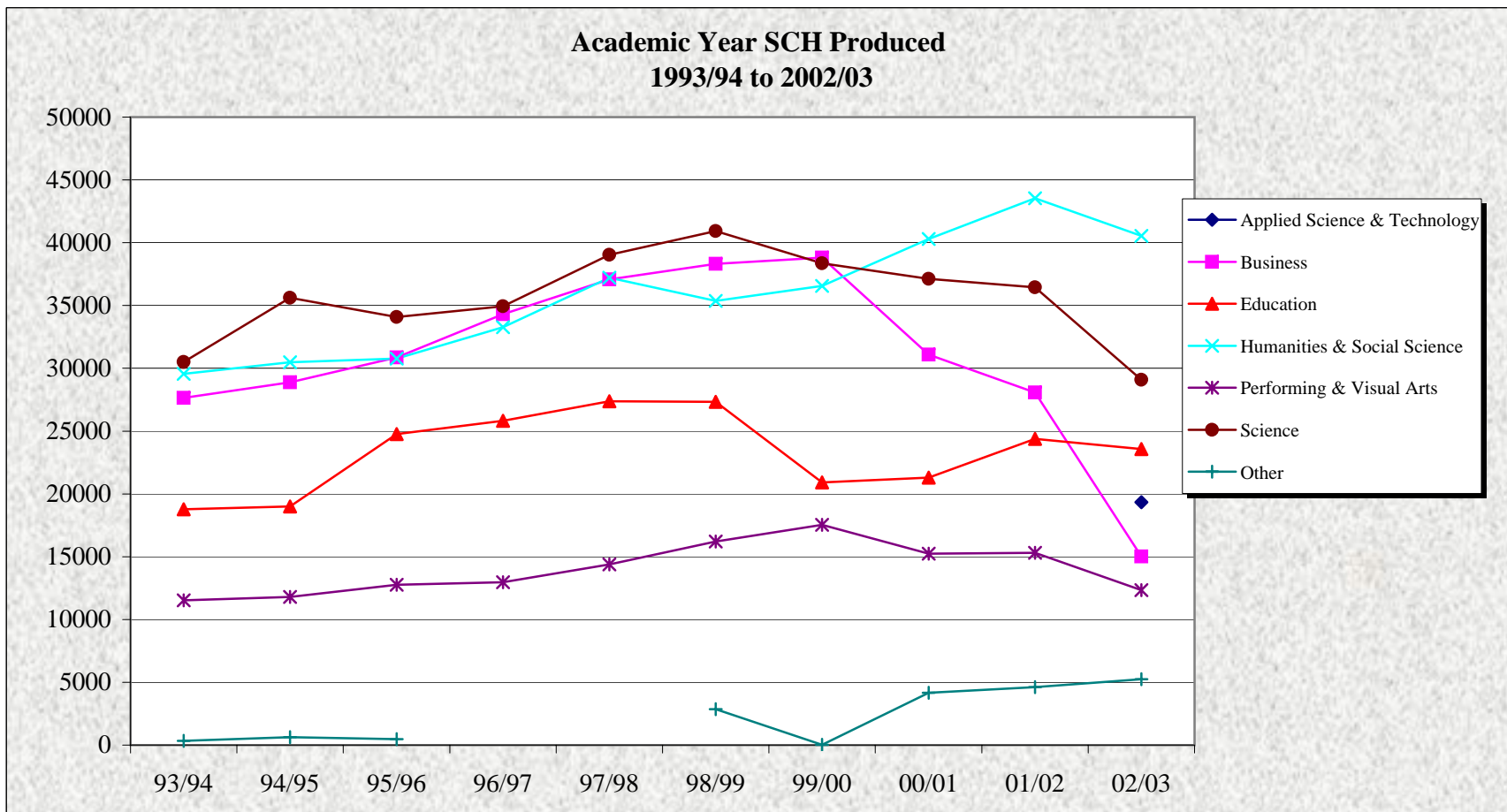
<u>DEPARTMENT</u>	<u>SUBJECT</u>	<u>LOWER</u>	<u>FALL UPPER</u>	<u>2002 GRAD</u>	<u>TOTAL</u>	<u>LOWER</u>	<u>SPRING UPPER</u>	<u>2003 GRAD</u>	<u>TOTAL</u>
UNIVERSITY STUDIES	UNIV	3,237	330	0	<b>3,567</b>	1,372	240	0	<b>1,612</b>
<b>TOTAL</b>		47,931	25,265	1,250	74,446	40,764	28,114	1,391	70,269

SCHYEAR:

RUN DATE: 12/04/03 16.38.33

**Southern Utah University  
Academic Year SCH Produced  
1993/94 to 2002/03**

	93/94	94/95	95/96	96/97	97/98	98/99	99/00	00/01	01/02	02/03
Applied Science & Technology										19,331
Business	27,647	28,892	30,856	34,315	37,073	38,317	38,812	31,097	28,066	15,026
Education	18,775	19,011	24,771	25,819	27,378	27,339	20,904	21,306	24,391	23,561
Humanities & Social Science	29,568	30,471	30,783	33,266	37,212	35,366	36,552	40,292	43,546	40,538
Performing & Visual Arts	11,517	11,798	12,767	12,958	14,379	16,217	17,527	15,235	15,298	12,327
Science	30,498	35,619	34,088	34,932	39,030	40,933	38,351	37,129	36,443	29,093
Other	346	630	480			2,856	26	4,175	4,604	5,256
<b>Total</b>	<b>118,351</b>	<b>126,422</b>	<b>133,745</b>	<b>141,290</b>	<b>155,073</b>	<b>161,028</b>	<b>152,172</b>	<b>149,234</b>	<b>152,348</b>	<b>145,132</b>



Source: Third-Week Enrollment Report

Note: FY 1991-1998 figures multiplied by .67 to compensate for semester conversion.

\* Beginning 00/01, "Other" category includes Continuing Ed Univ Studies