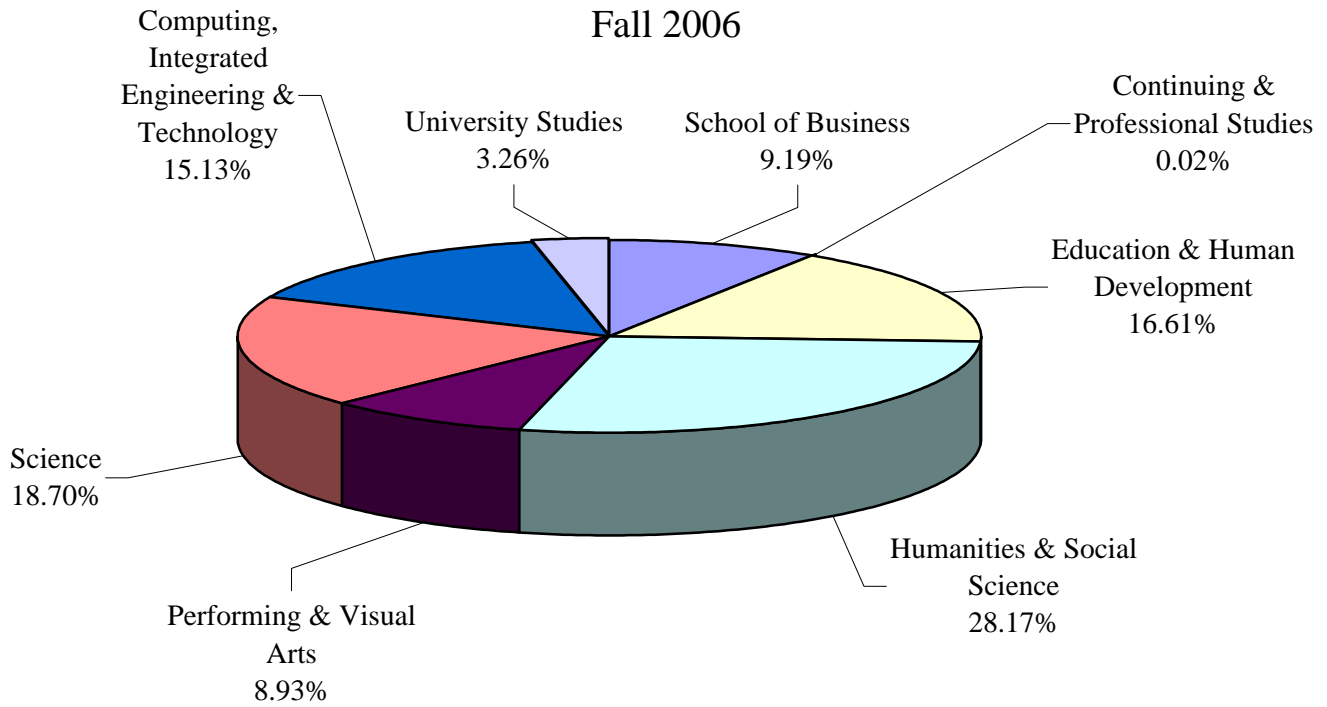
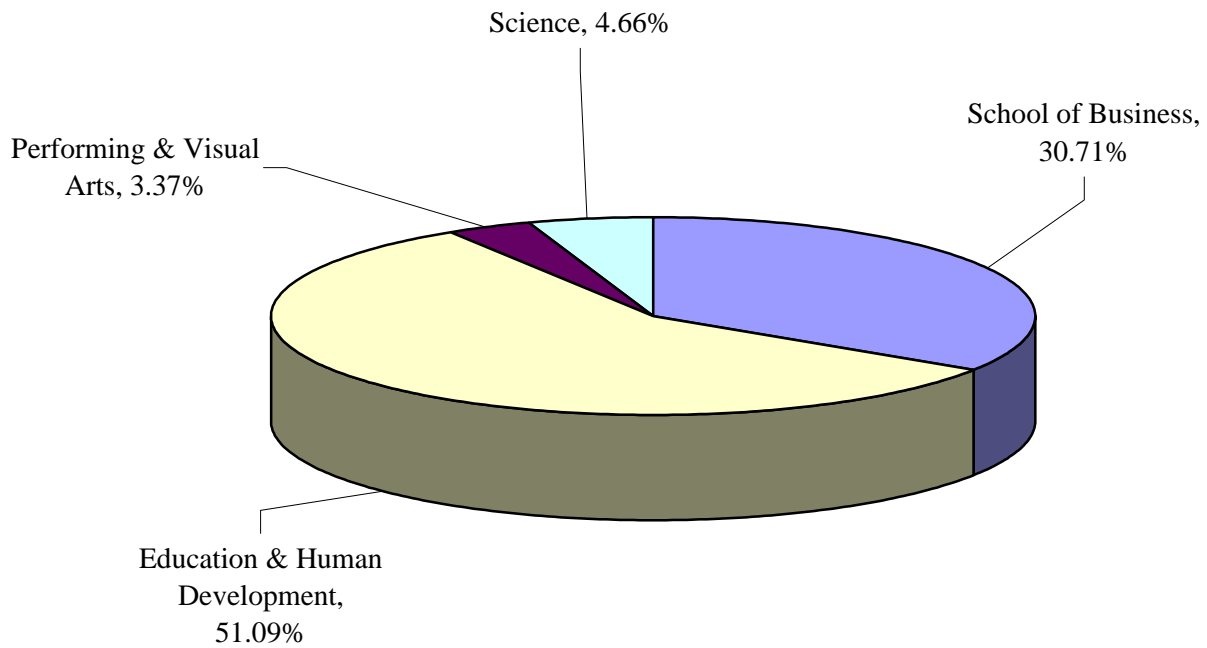


SUU Undergraduate SCH Fall 2006



SUU Graduate SCH Fall 2006



			200530				200610				Total
			Lower	Upper	Grad	Total	Lower	Upper	Grad	Total	
Business	Accounting	ACCT	1,242	713	0	1,955	1,029	653	0	1,682	3,637
		Total	1,242	713	0	1,955	1,029	653	0	1,682	3,637
	Economics & Finance	ECON	1,077	405	0	1,482	807	402	0	1,209	2,691
		FIN	300	551	0	851	243	428	0	671	1,522
		Total	1,377	956	0	2,333	1,050	830	0	1,880	4,213
	Management & Marketing	BA	798	0	0	798	675	0	0	675	1,473
		BE	0	8	0	8	0	15	0	15	23
		BU	7	0	0	7	4	0	0	4	11
		HRHM	0	368	0	368	0	303	0	303	671
		MGMT	69	982	135	1,186	0	1,020	201	1,221	2,407
		MKTG	0	809	0	809	0	932	0	932	1,741
		Total	874	2,167	135	3,176	679	2,270	201	3,150	6,326
	Master of Accountancy	ACCT	0	0	222	222	0	0	299	299	521
		Total	0	0	222	222	0	0	299	299	521
	Master of Business Administrat	ACCT	0	0	135	135	0	0	9	9	144
		BA	0	0	87	87	0	0	99	99	186
		ECON	0	0	21	21	0	0	69	69	90
		FIN	0	0	78	78	0	0	27	27	105
		MGMT	0	0	42	42	0	0	147	147	189
		MKTG	0	0	78	78	0	0	36	36	114
		Total	0	0	441	441	0	0	387	387	828

			200530				200610				Total
			Lower	Upper	Grad	Total	Lower	Upper	Grad	Total	
Business	Military Science	MILS	102	70	0	172	90	72	0	162	334
		Total	102	70	0	172	90	72	0	162	334
	Total		3,595	3,906	798	8,299	2,848	3,825	887	7,560	15,859
Computing, Integrated Engineer	Computer Science Info Systems	CSIS	2,451	151	0	2,602	1,782	306	0	2,088	4,690
		Total	2,451	151	0	2,602	1,782	306	0	2,088	4,690
	Integrated Engineering & Techn	AUTO	190	0	0	190	210	0	0	210	400
		CCET	372	141	0	513	336	159	0	495	1,008
		CIET	3	0	0	3	3	0	0	3	6
		CM	239	165	0	404	69	237	0	306	710
		EET	105	39	0	144	120	66	0	186	330
		ENGR	333	220	0	553	213	188	0	401	954
		TE	69	101	3	173	24	102	0	126	299
		TECH	12	38	0	50	32	235	0	267	317
		Total	1,323	704	3	2,030	1,007	987	0	1,994	4,024
		Mathematics	MATH	7,124	454	0	7,578	6,078	370	0	6,448
	Total		7,124	454	0	7,578	6,078	370	0	6,448	14,026
	Total		10,898	1,309	3	12,210	8,867	1,663	0	10,530	22,740
Continuing & Profsnl Studies	Continuing Ed	CPS	37	0	0	37	10	5	0	15	52
		Total	37	0	0	37	10	5	0	15	52
	Short Term Intensive Training	STIT	0	0	0	0	0	0	0	0	0
		Total	0	0	0	0	0	0	0	0	0

		200530				200610				Total	
		Lower	Upper	Grad	Total	Lower	Upper	Grad	Total		
Continuing & Pr	Total	37	0	0	37	10	5	0	15	52	
Education	Elementary Education	ECD	708	188	0	896	483	305	0	788	1,684
		ECED	0	261	0	261	0	253	0	253	514
		EDRG	0	435	0	435	0	543	0	543	978
		EDUC	668	449	0	1,117	470	340	0	810	1,927
		ELED	7	1,642	0	1,649	21	1,383	0	1,404	3,053
		SPED	0	643	0	643	0	529	0	529	1,172
		Total	1,383	3,618	0	5,001	974	3,353	0	4,327	9,328
	Graduate Studies	EDRG	0	571	122	693	0	297	69	366	1,059
		EDUC	0	772	1,158	1,930	0	2,432	1,117	3,549	5,479
		EESL	0	101	6	107	0	642	10	652	759
		ELED	0	0	36	36	0	0	42	42	78
		LM	0	0	36	36	0	0	45	45	81
		SCED	0	0	56	56	0	0	14	14	70
		SPED	0	0	150	150	0	0	132	132	282
		Total	0	1,444	1,564	3,008	0	3,371	1,429	4,800	7,808
	Physical Education	PE	1,652	1,400	122	3,174	1,495	1,261	187	2,942	6,116
		Total	1,652	1,400	122	3,174	1,495	1,261	187	2,942	6,116
	Secondary Education	ADT	106	108	0	214	139	32	0	171	385
		EESL	0	210	0	210	0	282	0	282	492
		FCS	347	476	0	823	323	338	0	661	1,484

			200530				200610				Total
			Lower	Upper	Grad	Total	Lower	Upper	Grad	Total	
Education	Secondary Education	ID	114	75	0	189	189	21	0	210	399
		LM	1,360	72	0	1,432	462	58	2	522	1,954
		SCED	11	888	0	899	18	1,094	0	1,112	2,011
		Total	1,938	1,829	0	3,767	1,131	1,825	2	2,958	6,725
	Total		4,973	8,291	1,686	14,949	3,600	9,810	1,618	15,027	29,976
Humanities and Social Sciences	Communication	COMM	1,785	1,466	155	3,406	1,476	1,640	2	3,118	6,524
		Total	1,785	1,466	155	3,406	1,476	1,640	2	3,118	6,524
	English	ENGL	4,264	679	0	4,943	3,466	544	0	4,010	8,953
		Total	4,264	679	0	4,943	3,466	544	0	4,010	8,953
	Foreign Language & Humanities	ASL	154	0	0	154	112	8	0	120	274
		FREN	380	93	0	473	260	78	0	338	811
		GERM	256	86	0	342	168	87	0	255	597
		HU	666	0	0	666	378	0	0	378	1,044
		LANG	0	22	0	22	12	116	0	128	150
		PHIL	216	0	0	216	288	0	0	288	504
		SPAN	1,056	540	6	1,602	888	519	0	1,407	3,009
		Total	2,728	741	6	3,475	2,106	808	0	2,914	6,389
	History and Sociology	HIST	1,906	731	0	2,637	1,395	755	0	2,150	4,787
		HSS	509	0	0	509	441	0	0	441	950
		SOC	744	537	0	1,281	627	562	0	1,189	2,470
SOSC		0	52	0	52	0	64	0	64	116	

			200530				200610				Total
			Lower	Upper	Grad	Total	Lower	Upper	Grad	Total	
Humanities and Social Sciences	History and Soc	Total	3,159	1,320	0	4,479	2,463	1,381	0	3,844	8,323
		Master of Arts in Prof Comm	COMM	0	0	0	0	0	0	153	153
	Total		0	0	0	0	0	0	153	153	153
	Political Sci Criminal Justice	CJ	1,212	801	0	2,013	861	986	0	1,847	3,860
		PLGL	204	0	0	204	153	0	0	153	357
		POLS	615	547	0	1,162	477	633	0	1,110	2,272
		Total	2,031	1,348	0	3,379	1,491	1,619	0	3,110	6,489
	Psychology	PSY	1,629	1,729	0	3,358	1,212	1,765	0	2,977	6,335
		Total	1,629	1,729	0	3,358	1,212	1,765	0	2,977	6,335
	Total			15,596	7,283	161	23,040	12,214	7,757	155	20,126
Performing and Visual Arts	Art and Design	ART	1,591	423	0	2,014	1,464	771	0	2,235	4,249
		ARTH	123	0	0	123	228	0	0	228	351
		Total	1,714	423	0	2,137	1,692	771	0	2,463	4,600
	Master of Fine Arts	AA	0	0	55	55	0	0	75	75	130
		Total	0	0	55	55	0	0	75	75	130
	Music	MUSC	896	725	0	1,621	730	684	0	1,414	3,035
		Total	896	725	0	1,621	730	684	0	1,414	3,035
	Theatre Arts	AA	0	9	0	9	0	0	0	0	9
		DANC	537	307	0	844	540	328	0	868	1,711
		PVA	2	0	0	2	1	0	0	1	3
		THEA	840	628	0	1,468	734	602	0	1,336	2,804

			200530				200610				Total	
			Lower	Upper	Grad	Total	Lower	Upper	Grad	Total		
Performing and Visual Arts	Theatre Arts	Total	1,379	944	0	2,323	1,275	929	0	2,204	4,527	
	Total		3,989	2,092	55	6,136	3,697	2,384	75	6,156	12,291	
Science	Agriculture Sci/Nutritional Sci	AGSC	208	338	0	546	333	191	0	524	1,070	
		NFS	1,540	236	0	1,776	1,137	289	0	1,426	3,202	
		RANG	0	68	0	68	0	0	0	0	68	
		Total	1,748	642	0	2,390	1,470	480	0	1,950	4,340	
	Biology	BIOL	3,433	1,347	0	4,780	3,597	1,549	0	5,146	9,926	
		NR	0	0	0	0	87	24	0	111	111	
		SCI	124	0	0	124	232	0	0	232	356	
		Total	3,557	1,347	0	4,904	3,916	1,573	0	5,489	10,393	
	Nursing	NURS	0	1,337	0	1,337	0	1,918	0	1,918	3,255	
		Total	0	1,337	0	1,337	0	1,918	0	1,918	3,255	
	Physical Science	CHEM	2,863	394	0	3,257	1,711	201	0	1,912	5,169	
		GEO	707	93	0	800	779	88	0	867	1,667	
		GEOG	83	321	0	404	129	218	0	347	751	
		PHYS	531	3	0	534	638	7	0	645	1,179	
		PSCI	0	21	0	21	0	23	0	23	44	
		Total	4,184	832	0	5,016	3,257	537	0	3,794	8,810	
	Total		9,489	4,158	0	13,647	8,643	4,508	0	13,151	26,798	
	University Studies	Honors	HONR	0	9	0	9	0	0	0	0	9
			Total	0	9	0	9	0	0	0	0	9

			200530				200610				Total
			Lower	Upper	Grad	Total	Lower	Upper	Grad	Total	
University Studies	University Studies	UNIV	1,270	0	0	1,270	349	0	0	349	1,619
		Total	1,270	0	0	1,270	349	0	0	349	1,619
	Total		1,270	9	0	1,279	349	0	0	349	1,628
Total			49,847	27,047	2,703	79,597	40,227	29,951	2,735	72,913	152,509

			200630				200710				Total
			Lower	Upper	Grad	Total	Lower	Upper	Grad	Total	
		FLHD	0	0	0	0	0	0	0	0	0
		Total	0	0	0	0	0	0	0	0	0
	Total		0	0	0	0	0	0	0	0	0
Business	Accounting	ACCT	1,209	622	0	1,831	1,086	626	0	1,712	3,543
		Total	1,209	622	0	1,831	1,086	626	0	1,712	3,543
	Economics & Finance	ECON	912	249	0	1,161	921	414	0	1,335	2,496
		FIN	345	552	0	897	147	470	0	617	1,514
		Total	1,257	801	0	2,058	1,068	884	0	1,952	4,010
	Management & Marketing	BA	771	0	0	771	549	0	0	549	1,320
		BE	0	2	0	2	0	8	0	8	10
		BU	9	0	0	9	6	0	0	6	15
		HRHM	0	508	0	508	0	465	0	465	973
		MGMT	63	1,055	126	1,244	0	1,212	0	1,212	2,456
		MKTG	0	739	0	739	0	795	0	795	1,534
		Total	843	2,304	126	3,273	555	2,480	0	3,035	6,308
	Master of Accountancy	ACCT	0	0	371	371	0	0	370	370	741
		Total	0	0	371	371	0	0	370	370	741
	Master of Business Administrat	ACCT	0	0	108	108	0	0	66	66	174
		BA	0	0	66	66	0	0	129	129	195
		ECON	0	0	24	24	0	0	60	60	84
FIN		0	0	57	57	0	0	15	15	72	

			200630				200710				Total
			Lower	Upper	Grad	Total	Lower	Upper	Grad	Total	
Business	Master of Business Administrat	MGMT	0	0	24	24	0	0	144	144	168
		MKTG	0	0	54	54	0	0	12	12	66
		Total	0	0	333	333	0	0	426	426	759
	Military Science	MILS	158	81	0	239	109	78	0	187	426
		Total	158	81	0	239	109	78	0	187	426
	Total			3,467	3,808	830	8,105	2,818	4,068	796	7,682
Computing, Integrated Engineer	Computer Science Info Systems	CSIS	2,334	197	0	2,531	2,328	151	0	2,479	5,010
		Total	2,334	197	0	2,531	2,328	151	0	2,479	5,010
	Integrated Engineering & Techn	AUTO	86	0	0	86	124	0	0	124	210
		CCET	359	168	0	527	318	138	0	456	983
		CIET	4	0	0	4	0	0	0	0	4
		CM	251	7	0	258	90	376	0	466	724
		EET	96	0	0	96	144	72	0	216	312
		ENGR	455	244	0	699	280	274	0	554	1,253
		TE	3	12	0	15	0	2	0	2	17
		TECH	11	11	0	22	0	5	0	5	27
		Total	1,265	442	0	1,707	956	867	0	1,823	3,530
	Mathematics	MATH	7,363	378	0	7,741	6,104	508	0	6,612	14,353
		Total	7,363	378	0	7,741	6,104	508	0	6,612	14,353
	Total			10,962	1,017	0	11,979	9,388	1,526	0	10,914
Continuing & Pr	Continuing Ed	CPS	12	1	0	13	8	0	0	8	21

			200630				200710				Total
			Lower	Upper	Grad	Total	Lower	Upper	Grad	Total	
Continuing & Profsnl Studies	Continuing Ed	Total	12	1	0	13	8	0	0	8	21
	Short Term Intensive Training	STIT	0	0	0	0	0	0	0	0	0
		Total	0	0	0	0	0	0	0	0	0
	Total			12	1	0	13	8	0	0	8
Education	Education	EDUC	0	0	0	0	0	0	0	0	0
		Total	0	0	0	0	0	0	0	0	0
	Graduate Studies	EESL	0	0	0	0	0	544	0	544	544
		Total	0	0	0	0	0	544	0	544	544
	Total			0	0	0	0	0	544	0	544
Education & Human Development	Elem Educ & Family Services	ECED	0	273	0	273	0	254	0	254	527
		EDRG	0	540	0	540	0	663	0	663	1,203
		EDUC	732	441	0	1,173	466	258	0	724	1,897
		ELED	37	1,374	0	1,411	35	1,333	0	1,368	2,779
		FLHD	1,197	674	0	1,871	1,127	522	0	1,649	3,520
		SPED	0	495	0	495	0	438	0	438	933
		Total	1,966	3,797	0	5,763	1,628	3,468	0	5,096	10,859
	Graduate Studies	EDRG	0	12	16	28	0	211	102	313	341
		EDUC	0	1,010	1,090	2,100	0	3,741	1,569	5,310	7,410
		EESL	0	120	16	136	0	78	19	97	233
		ELED	0	0	18	18	0	0	24	24	42
		LM	0	0	17	17	0	0	40	40	57

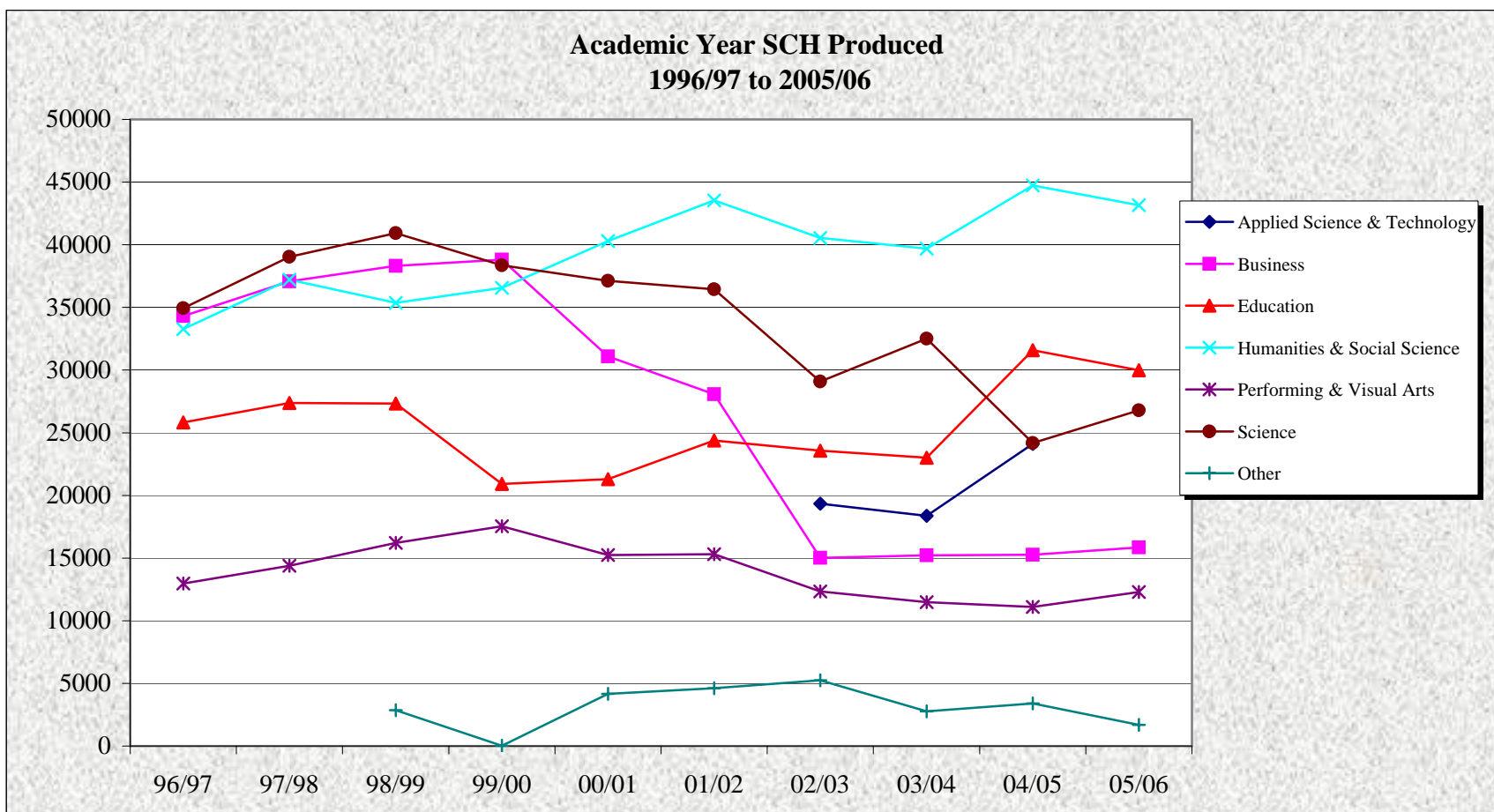
			200630				200710				Total	
			Lower	Upper	Grad	Total	Lower	Upper	Grad	Total		
Education & Human Development	Graduate Studies	SCED	0	0	14	14	0	0	35	35	49	
		SPED	0	0	90	90	0	0	114	114	204	
		Total	0	1,142	1,261	2,403	0	4,030	1,903	5,933	8,336	
	Phys Ed & Human Performance	ORPT	142	59	0	201	141	48	0	189	390	
		PE	2,128	1,099	120	3,347	2,183	1,255	0	3,438	6,785	
		Total	2,270	1,158	120	3,548	2,324	1,303	0	3,627	7,175	
	Physical Education	PE	0	0	0	0	0	0	0	0	0	
		Total	0	0	0	0	0	0	0	0	0	
	Secondary Education	EESL	0	340	0	340	0	306	0	306	646	
		FLHD	8	24	0	32	4	20	0	24	56	
		LM	1,336	118	0	1,454	518	106	0	624	2,078	
		SCED	39	950	0	989	27	943	0	970	1,959	
		Total	1,383	1,432	0	2,815	549	1,375	0	1,924	4,739	
	Total			5,619	7,529	1,381	14,529	4,501	10,176	1,903	16,580	31,109
	Humanities and Social Sciences	Communication	COMM	1,806	1,518	7	3,331	1,671	1,377	52	3,100	6,431
Total			1,806	1,518	7	3,331	1,671	1,377	52	3,100	6,431	
English		ENGL	4,088	709	0	4,797	3,861	402	0	4,263	9,060	
		Total	4,088	709	0	4,797	3,861	402	0	4,263	9,060	
Foreign Language & Humanities		ASL	142	4	0	146	82	0	0	82	228	
		FREN	384	69	0	453	328	55	0	383	836	
		GERM	236	59	0	295	212	75	0	287	582	

			200630				200710				Total	
			Lower	Upper	Grad	Total	Lower	Upper	Grad	Total		
Humanities and Social Sciences	Foreign Language & Humanities	HU	159	0	0	159	288	0	0	288	447	
		LANG	0	37	0	37	32	21	0	53	90	
		PHIL	270	0	0	270	225	87	0	312	582	
		SPAN	1,200	471	2	1,673	952	430	0	1,382	3,055	
		Total	2,391	640	2	3,033	2,119	668	0	2,787	5,820	
	History and Sociology	ANTH	66	0	0	66	102	0	0	102	168	
		HIST	2,083	876	0	2,959	1,525	747	0	2,272	5,231	
		HSS	530	0	0	530	571	2	0	573	1,103	
		SOC	726	357	0	1,083	378	403	0	781	1,864	
		SOSC	0	8	0	8	0	40	0	40	48	
		Total	3,405	1,241	0	4,646	2,576	1,192	0	3,768	8,414	
	Master of Arts in Prof Comm	COMM	0	0	204	204	0	0	131	131	335	
		Total	0	0	204	204	0	0	131	131	335	
	Political Sci Criminal Justice	CJ	1,008	802	30	1,840	900	866	69	1,835	3,675	
		PLGL	84	0	0	84	150	0	0	150	234	
		POLS	684	530	0	1,214	498	550	0	1,048	2,262	
		Total	1,776	1,332	30	3,138	1,548	1,416	69	3,033	6,171	
	Psychology	PSY	1,734	1,664	24	3,422	1,413	1,793	44	3,250	6,672	
		Total	1,734	1,664	24	3,422	1,413	1,793	44	3,250	6,672	
	Total			15,200	7,104	267	22,571	13,188	6,848	296	20,332	42,903
	Performing and	Art and Design	ART	1,869	749	0	2,618	1,488	833	0	2,321	4,939

			200630				200710				Total	
			Lower	Upper	Grad	Total	Lower	Upper	Grad	Total		
Performing and Visual Arts	Art and Design	ARTH	69	105	0	174	54	120	0	174	348	
		PVA	168	0	0	168	159	0	0	159	327	
		Total	2,106	854	0	2,960	1,701	953	0	2,654	5,614	
	Master of Fine Arts	AA	0	0	91	91	0	0	100	100	191	
		Total	0	0	91	91	0	0	100	100	191	
	Music	MUSC	1,073	521	0	1,594	879	467	0	1,346	2,939	
		Total	1,073	521	0	1,594	879	467	0	1,346	2,939	
	Theatre Arts	AA	0	0	0	0	0	0	0	0	0	
		DANC	625	328	0	953	611	320	0	931	1,884	
		PVA	14	0	0	14	6	0	0	6	20	
		THEA	1,013	535	0	1,548	841	367	0	1,208	2,756	
		Total	1,652	863	0	2,515	1,458	687	0	2,145	4,660	
	Total			4,831	2,237	91	7,159	4,038	2,107	100	6,245	13,404
	Science	Agriculture Sci/Nutritional Sci	AGSC	338	270	0	608	356	200	0	556	1,164
			NFS	1,497	310	0	1,807	1,255	260	0	1,515	3,322
RANG			0	44	0	44	0	0	0	0	44	
Total			1,835	624	0	2,459	1,611	460	0	2,071	4,530	
Biology		BIOL	3,595	1,094	6	4,695	3,453	1,442	6	4,901	9,596	
		MSFS	0	0	0	0	0	0	32	32	32	
		NR	0	0	0	0	129	36	0	165	165	
		SCI	185	0	0	185	267	0	0	267	452	

			200630				200710				Total	
			Lower	Upper	Grad	Total	Lower	Upper	Grad	Total		
Science	Biology	Total	3,780	1,094	6	4,880	3,849	1,478	38	5,365	10,245	
		Graduate Studies	MSFS	0	0	120	120	0	0	70	70	190
	Total		0	0	120	120	0	0	70	70	190	
	Mathematics	MATH	0	9	0	9	0	0	0	0	9	
		Total	0	9	0	9	0	0	0	0	9	
	Nursing	NURS	0	1,996	0	1,996	0	2,113	0	2,113	4,109	
		Total	0	1,996	0	1,996	0	2,113	0	2,113	4,109	
	Physical Science	CHEM	2,876	355	0	3,231	2,376	175	3	2,554	5,785	
		GEO	889	67	0	955	743	84	0	826	1,781	
		GEOG	159	153	0	312	94	201	0	295	607	
		PHYS	965	1	0	966	733	28	0	761	1,727	
		PSCI	0	0	0	0	69	36	0	105	105	
		Total	4,889	576	0	5,464	4,015	524	3	4,541	10,005	
	Total			10,504	4,299	126	14,928	9,475	4,575	111	14,160	29,088
	University Studies	Honors	HONR	0	0	0	0	0	4	0	4	4
Total			0	0	0	0	0	4	0	4	4	
University Studies		UNIV	2,581	0	8	2,589	639	0	0	639	3,228	
		Total	2,581	0	8	2,589	639	0	0	639	3,228	
Total			2,581	0	8	2,589	639	4	0	643	3,232	
Total			53,176	25,994	2,703	81,872	44,054	29,848	3,206	77,108	158,979	

	96/97	97/98	98/99	99/00	00/01	01/02	02/03	03/04	04/05	05/06
Applied Science & Technology							19,331	18,374	24,109	
Business	34,315	37,073	38,317	38,812	31,097	28,066	15,026	15,225	15,260	15,859
Computing, Int Engin & Tech										22,740
Education	25,819	27,378	27,339	20,904	21,306	24,391	23,561	23,001	31,596	29,977
Humanities & Social Science	33,266	37,212	35,366	36,552	40,292	43,546	40,538	39,694	44,737	43,166
Performing & Visual Arts	12,958	14,379	16,217	17,527	15,235	15,298	12,327	11,483	11,103	12,292
Science	34,932	39,030	40,933	38,351	37,129	36,443	29,093	32,507	24,178	26,798
Other			2,856	26	4,175	4,604	5,256	2,761	3,406	1,680
Total	141,290	155,073	161,028	152,172	149,234	152,348	145,132	143,045	154,389	152,512



Source: Third-Week Enrollment Report

* Beginning 00/01, "Other" category includes Continuing Ed Univ Studies

B Rayburn, Associate Provost's Office, 3/5/2007