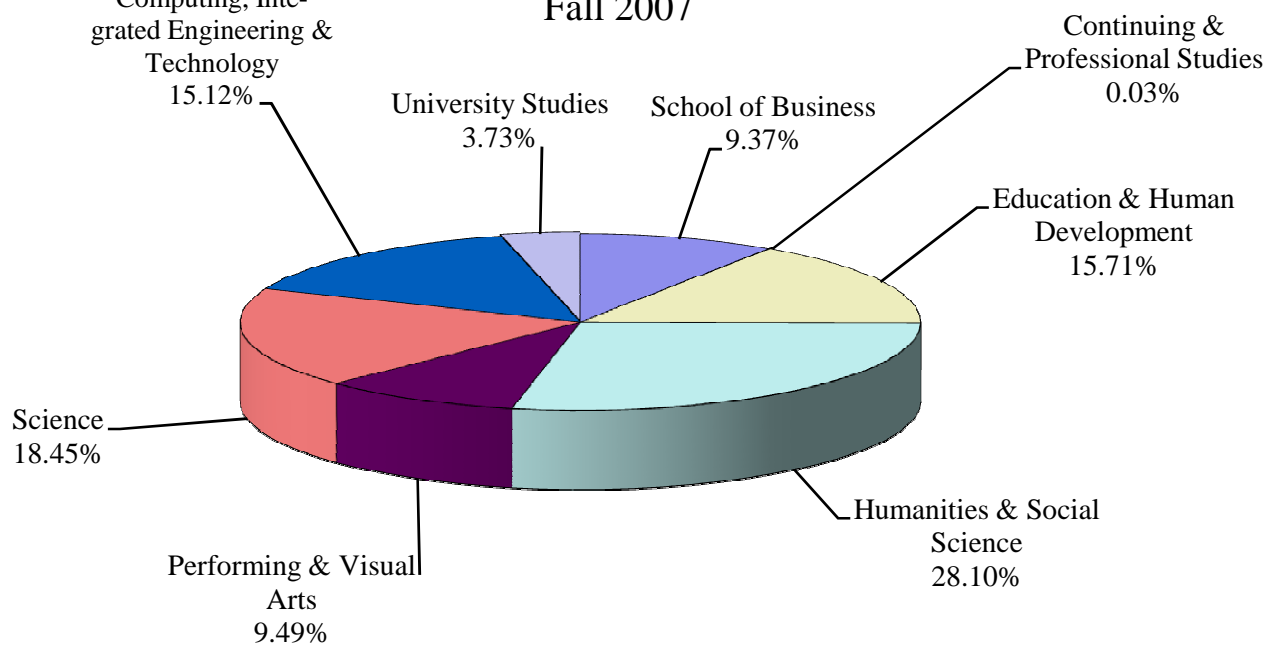
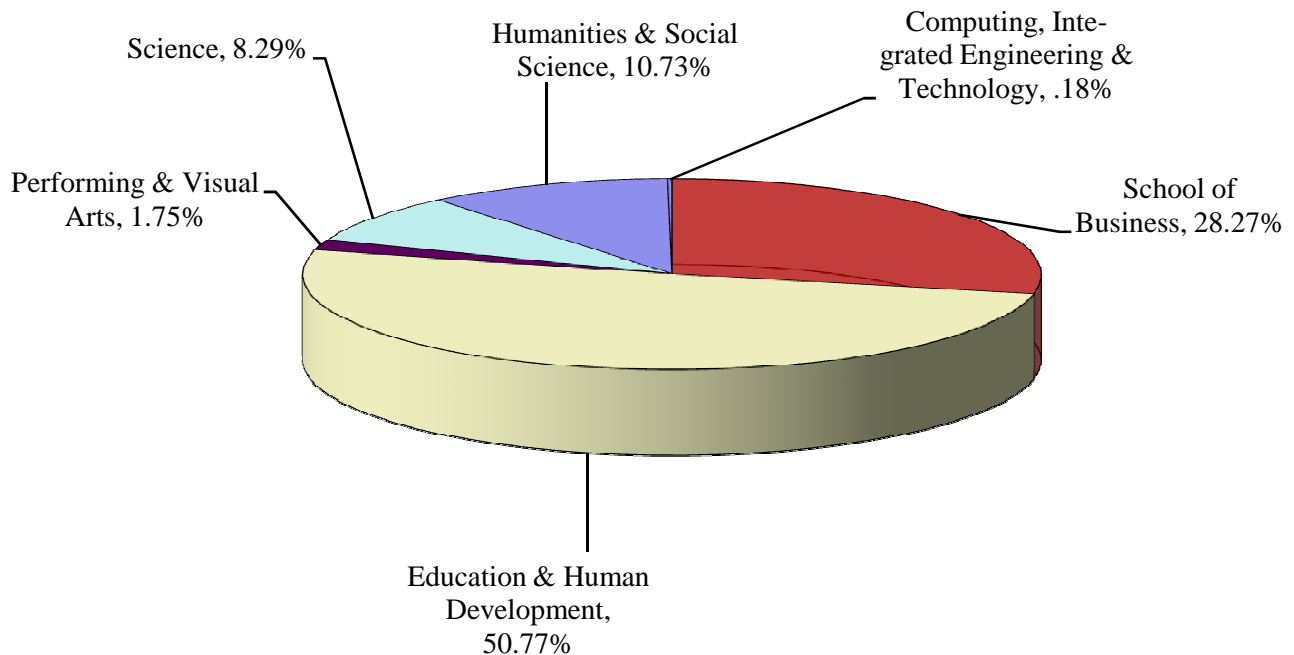


### SUU Undergraduate SCH Fall 2007



### SUU Graduate SCH Fall 2007



			200630				200710				Total
			Lower	Upper	Grad	Total	Lower	Upper	Grad	Total	
		<b>FLHD</b>	0	0	0	0	0	0	0	0	0
		<b>Total</b>	0	0	0	0	0	0	0	0	0
	<b>Total</b>		0	0	0	0	0	0	0	0	0
<b>Business</b>	<b>Accounting</b>	<b>ACCT</b>	1,209	622	0	1,831	1,086	626	0	1,712	3,543
		<b>Total</b>	1,209	622	0	1,831	1,086	626	0	1,712	3,543
	<b>Economics &amp; Finance</b>	<b>ECON</b>	912	249	0	1,161	921	414	0	1,335	2,496
		<b>FIN</b>	345	552	0	897	147	470	0	617	1,514
		<b>Total</b>	1,257	801	0	2,058	1,068	884	0	1,952	4,010
	<b>Management &amp; Marketing</b>	<b>BA</b>	771	0	0	771	549	0	0	549	1,320
		<b>BE</b>	0	2	0	2	0	8	0	8	10
		<b>BU</b>	9	0	0	9	6	0	0	6	15
		<b>HRHM</b>	0	508	0	508	0	465	0	465	973
		<b>MGMT</b>	63	1,055	126	1,244	0	1,212	0	1,212	2,456
		<b>MKTG</b>	0	739	0	739	0	795	0	795	1,534
		<b>Total</b>	843	2,304	126	3,273	555	2,480	0	3,035	6,308
	<b>Master of Accountancy</b>	<b>ACCT</b>	0	0	371	371	0	0	370	370	741
		<b>Total</b>	0	0	371	371	0	0	370	370	741
	<b>Master of Business Administrat</b>	<b>ACCT</b>	0	0	108	108	0	0	66	66	174
		<b>BA</b>	0	0	66	66	0	0	129	129	195
		<b>ECON</b>	0	0	24	24	0	0	60	60	84
<b>FIN</b>		0	0	57	57	0	0	15	15	72	

			200630				200710				Total
			Lower	Upper	Grad	Total	Lower	Upper	Grad	Total	
<b>Business</b>	<b>Master of Business Administrat</b>	<b>MGMT</b>	0	0	24	24	0	0	144	144	168
		<b>MKTG</b>	0	0	54	54	0	0	12	12	66
		<b>Total</b>	0	0	333	333	0	0	426	426	759
	<b>Military Science</b>	<b>MILS</b>	158	81	0	239	109	78	0	187	426
		<b>Total</b>	158	81	0	239	109	78	0	187	426
	<b>Total</b>			3,467	3,808	830	8,105	2,818	4,068	796	7,682
<b>Computing, Integrated Engineer</b>	<b>Computer Science Info Systems</b>	<b>CSIS</b>	2,334	197	0	2,531	2,328	151	0	2,479	5,010
		<b>Total</b>	2,334	197	0	2,531	2,328	151	0	2,479	5,010
	<b>Integrated Engineering &amp; Techn</b>	<b>AUTO</b>	86	0	0	86	124	0	0	124	210
		<b>CCET</b>	359	168	0	527	318	138	0	456	983
		<b>CIET</b>	4	0	0	4	0	0	0	0	4
		<b>CM</b>	251	7	0	258	90	376	0	466	724
		<b>EET</b>	96	0	0	96	144	72	0	216	312
		<b>ENGR</b>	455	244	0	699	280	274	0	554	1,253
		<b>TE</b>	3	12	0	15	0	2	0	2	17
		<b>TECH</b>	11	11	0	22	0	5	0	5	27
		<b>Total</b>	1,265	442	0	1,707	956	867	0	1,823	3,530
	<b>Mathematics</b>	<b>MATH</b>	7,363	378	0	7,741	6,104	508	0	6,612	14,353
		<b>Total</b>	7,363	378	0	7,741	6,104	508	0	6,612	14,353
	<b>Total</b>			10,962	1,017	0	11,979	9,388	1,526	0	10,914
<b>Continuing &amp; Pr</b>	<b>Continuing Ed</b>	<b>CPS</b>	12	1	0	13	8	0	0	8	21

			200630				200710				Total
			Lower	Upper	Grad	Total	Lower	Upper	Grad	Total	
<b>Continuing &amp; Profsnl Studies</b>	<b>Continuing Ed</b>	<b>Total</b>	12	1	0	13	8	0	0	8	21
	<b>Short Term Intensive Training</b>	<b>STIT</b>	0	0	0	0	0	0	0	0	0
		<b>Total</b>	0	0	0	0	0	0	0	0	0
	<b>Total</b>			12	1	0	13	8	0	0	8
<b>Education</b>	<b>Education</b>	<b>EDUC</b>	0	0	0	0	0	0	0	0	0
		<b>Total</b>	0	0	0	0	0	0	0	0	0
	<b>Graduate Studies</b>	<b>EESL</b>	0	0	0	0	0	544	0	544	544
		<b>Total</b>	0	0	0	0	0	544	0	544	544
	<b>Total</b>			0	0	0	0	0	544	0	544
<b>Education &amp; Human Development</b>	<b>Elem Educ &amp; Family Services</b>	<b>ECED</b>	0	273	0	273	0	254	0	254	527
		<b>EDRG</b>	0	540	0	540	0	663	0	663	1,203
		<b>EDUC</b>	732	441	0	1,173	466	258	0	724	1,897
		<b>ELED</b>	37	1,374	0	1,411	35	1,333	0	1,368	2,779
		<b>FLHD</b>	1,197	674	0	1,871	1,127	522	0	1,649	3,520
		<b>SPED</b>	0	495	0	495	0	438	0	438	933
		<b>Total</b>	1,966	3,797	0	5,763	1,628	3,468	0	5,096	10,859
	<b>Graduate Studies</b>	<b>EDRG</b>	0	12	16	28	0	211	102	313	341
		<b>EDUC</b>	0	1,010	1,090	2,100	0	3,741	1,569	5,310	7,410
		<b>EESL</b>	0	120	16	136	0	78	19	97	233
		<b>ELED</b>	0	0	18	18	0	0	24	24	42
<b>LM</b>		0	0	17	17	0	0	40	40	57	

			200630				200710				Total	
			Lower	Upper	Grad	Total	Lower	Upper	Grad	Total		
<b>Education &amp; Human Development</b>	<b>Graduate Studies</b>	<b>SCED</b>	0	0	14	14	0	0	35	35	49	
		<b>SPED</b>	0	0	90	90	0	0	114	114	204	
		<b>Total</b>	0	1,142	1,261	2,403	0	4,030	1,903	5,933	8,336	
	<b>Phys Ed &amp; Human Performance</b>	<b>ORPT</b>	142	59	0	201	141	48	0	189	390	
		<b>PE</b>	2,128	1,099	120	3,347	2,183	1,255	0	3,438	6,785	
		<b>Total</b>	2,270	1,158	120	3,548	2,324	1,303	0	3,627	7,175	
	<b>Physical Education</b>	<b>PE</b>	0	0	0	0	0	0	0	0	0	
		<b>Total</b>	0	0	0	0	0	0	0	0	0	
	<b>Secondary Education</b>	<b>EESL</b>	0	340	0	340	0	306	0	306	646	
		<b>FLHD</b>	8	24	0	32	4	20	0	24	56	
		<b>LM</b>	1,336	118	0	1,454	518	106	0	624	2,078	
		<b>SCED</b>	39	950	0	989	27	943	0	970	1,959	
		<b>Total</b>	1,383	1,432	0	2,815	549	1,375	0	1,924	4,739	
	<b>Total</b>			5,619	7,529	1,381	14,529	4,501	10,176	1,903	16,580	31,109
	<b>Humanities and Social Sciences</b>	<b>Communication</b>	<b>COMM</b>	1,806	1,518	7	3,331	1,671	1,377	52	3,100	6,431
<b>Total</b>			1,806	1,518	7	3,331	1,671	1,377	52	3,100	6,431	
<b>English</b>		<b>ENGL</b>	4,088	709	0	4,797	3,861	402	0	4,263	9,060	
		<b>Total</b>	4,088	709	0	4,797	3,861	402	0	4,263	9,060	
<b>Foreign Language &amp; Humanities</b>		<b>ASL</b>	142	4	0	146	82	0	0	82	228	
		<b>FREN</b>	384	69	0	453	328	55	0	383	836	
		<b>GERM</b>	236	59	0	295	212	75	0	287	582	

			200630				200710				Total	
			Lower	Upper	Grad	Total	Lower	Upper	Grad	Total		
<b>Humanities and Social Sciences</b>	<b>Foreign Language &amp; Humanities</b>	<b>HU</b>	159	0	0	159	288	0	0	288	447	
		<b>LANG</b>	0	37	0	37	32	21	0	53	90	
		<b>PHIL</b>	270	0	0	270	225	87	0	312	582	
		<b>SPAN</b>	1,200	471	2	1,673	952	430	0	1,382	3,055	
		<b>Total</b>	2,391	640	2	3,033	2,119	668	0	2,787	5,820	
	<b>History and Sociology</b>	<b>ANTH</b>	66	0	0	66	102	0	0	102	168	
		<b>HIST</b>	2,083	876	0	2,959	1,525	747	0	2,272	5,231	
		<b>HSS</b>	530	0	0	530	571	2	0	573	1,103	
		<b>SOC</b>	726	357	0	1,083	378	403	0	781	1,864	
		<b>SOSC</b>	0	8	0	8	0	40	0	40	48	
		<b>Total</b>	3,405	1,241	0	4,646	2,576	1,192	0	3,768	8,414	
	<b>Master of Arts in Prof Comm</b>	<b>COMM</b>	0	0	204	204	0	0	131	131	335	
		<b>Total</b>	0	0	204	204	0	0	131	131	335	
	<b>Political Sci Criminal Justice</b>	<b>CJ</b>	1,008	802	30	1,840	900	866	69	1,835	3,675	
		<b>PLGL</b>	84	0	0	84	150	0	0	150	234	
		<b>POLS</b>	684	530	0	1,214	498	550	0	1,048	2,262	
		<b>Total</b>	1,776	1,332	30	3,138	1,548	1,416	69	3,033	6,171	
	<b>Psychology</b>	<b>PSY</b>	1,734	1,664	24	3,422	1,413	1,793	44	3,250	6,672	
		<b>Total</b>	1,734	1,664	24	3,422	1,413	1,793	44	3,250	6,672	
	<b>Total</b>		15,200	7,104	267	22,571	13,188	6,848	296	20,332	42,903	
	<b>Performing and</b>	<b>Art and Design</b>	<b>ART</b>	1,869	749	0	2,618	1,488	833	0	2,321	4,939

			200630				200710				Total	
			Lower	Upper	Grad	Total	Lower	Upper	Grad	Total		
<b>Performing and Visual Arts</b>	<b>Art and Design</b>	<b>ARTH</b>	69	105	0	174	54	120	0	174	348	
		<b>PVA</b>	168	0	0	168	159	0	0	159	327	
		<b>Total</b>	2,106	854	0	2,960	1,701	953	0	2,654	5,614	
	<b>Master of Fine Arts</b>	<b>AA</b>	0	0	91	91	0	0	100	100	191	
		<b>Total</b>	0	0	91	91	0	0	100	100	191	
	<b>Music</b>	<b>MUSC</b>	1,073	521	0	1,594	879	467	0	1,346	2,939	
		<b>Total</b>	1,073	521	0	1,594	879	467	0	1,346	2,939	
	<b>Theatre Arts</b>	<b>AA</b>	0	0	0	0	0	0	0	0	0	
		<b>DANC</b>	625	328	0	953	611	320	0	931	1,884	
		<b>PVA</b>	14	0	0	14	6	0	0	6	20	
		<b>THEA</b>	1,013	535	0	1,548	841	367	0	1,208	2,756	
		<b>Total</b>	1,652	863	0	2,515	1,458	687	0	2,145	4,660	
	<b>Total</b>			4,831	2,237	91	7,159	4,038	2,107	100	6,245	13,404
	<b>Science</b>	<b>Agriculture Sci/Nutritional Sci</b>	<b>AGSC</b>	338	270	0	608	356	200	0	556	1,164
			<b>NFS</b>	1,497	310	0	1,807	1,255	260	0	1,515	3,322
<b>RANG</b>			0	44	0	44	0	0	0	0	44	
<b>Total</b>			1,835	624	0	2,459	1,611	460	0	2,071	4,530	
<b>Biology</b>		<b>BIOL</b>	3,595	1,094	6	4,695	3,453	1,442	6	4,901	9,596	
		<b>MSFS</b>	0	0	0	0	0	0	32	32	32	
		<b>NR</b>	0	0	0	0	129	36	0	165	165	
		<b>SCI</b>	185	0	0	185	267	0	0	267	452	

			200630				200710				Total	
			Lower	Upper	Grad	Total	Lower	Upper	Grad	Total		
<b>Science</b>	<b>Biology</b>	<b>Total</b>	3,780	1,094	6	4,880	3,849	1,478	38	5,365	10,245	
		<b>Graduate Studies</b>	<b>MSFS</b>	0	0	120	120	0	0	70	70	190
	<b>Total</b>		0	0	120	120	0	0	70	70	190	
	<b>Mathematics</b>	<b>MATH</b>	0	9	0	9	0	0	0	0	9	
		<b>Total</b>	0	9	0	9	0	0	0	0	9	
	<b>Nursing</b>	<b>NURS</b>	0	1,996	0	1,996	0	2,113	0	2,113	4,109	
		<b>Total</b>	0	1,996	0	1,996	0	2,113	0	2,113	4,109	
	<b>Physical Science</b>	<b>CHEM</b>	2,876	355	0	3,231	2,376	175	3	2,554	5,785	
		<b>GEO</b>	889	67	0	955	743	84	0	826	1,781	
		<b>GEOG</b>	159	153	0	312	94	201	0	295	607	
		<b>PHYS</b>	965	1	0	966	733	28	0	761	1,727	
		<b>PSCI</b>	0	0	0	0	69	36	0	105	105	
		<b>Total</b>	4,889	576	0	5,464	4,015	524	3	4,541	10,005	
	<b>Total</b>			10,504	4,299	126	14,928	9,475	4,575	111	14,160	29,088
	<b>University Studies</b>	<b>Honors</b>	<b>HONR</b>	0	0	0	0	0	4	0	4	4
<b>Total</b>			0	0	0	0	0	4	0	4	4	
<b>University Studies</b>		<b>UNIV</b>	2,581	0	8	2,589	639	0	0	639	3,228	
		<b>Total</b>	2,581	0	8	2,589	639	0	0	639	3,228	
<b>Total</b>			2,581	0	8	2,589	639	4	0	643	3,232	
<b>Total</b>			53,176	25,994	2,703	81,872	44,054	29,848	3,206	77,108	158,979	

			200730					200810				Total
			Lower	Upper	Grad	Others	Total	Lower	Upper	Grad	Total	
<b>Business</b>	<b>Accounting</b>	<b>ACCT</b>	1,152	703	0	0	1,855	1,113	762	0	1,875	3,730
		<b>Total</b>	1,152	703	0	0	1,855	1,113	762	0	1,875	3,730
	<b>Economics &amp; Finance</b>	<b>ECON</b>	1,080	243	0	0	1,323	1,167	369	0	1,536	2,859
		<b>FIN</b>	345	600	0	0	945	348	539	0	887	1,832
		<b>Total</b>	1,425	843	0	0	2,268	1,515	908	0	2,423	4,691
	<b>Management &amp; Marketing</b>	<b>BA</b>	893	0	0	0	893	703	0	0	703	1,596
		<b>BE</b>	0	4	0	0	4	0	8	0	8	12
		<b>BU</b>	19	0	0	0	19	2	0	0	2	21
		<b>HRHM</b>	0	473	0	0	473	0	582	0	582	1,055
		<b>MGMT</b>	42	1,306	0	0	1,348	0	1,162	219	1,381	2,729
		<b>MKTG</b>	0	717	0	0	717	0	697	4	701	1,418
		<b>Total</b>	954	2,500	0	0	3,454	705	2,449	223	3,377	6,831
	<b>Master of Accountancy</b>	<b>ACCT</b>	0	0	491	0	491	0	0	465	465	955
		<b>Total</b>	0	0	491	0	491	0	0	465	465	955
	<b>Master of Business Administrat</b>	<b>ACCT</b>	0	0	138	0	138	0	0	45	45	183
		<b>BA</b>	0	0	85	0	85	0	0	31	31	116
		<b>ECON</b>	0	0	36	0	36	0	0	72	72	108
		<b>FIN</b>	0	0	66	0	66	0	0	30	30	96
		<b>MGMT</b>	0	0	48	0	48	0	0	219	219	267
		<b>MKTG</b>	0	0	87	0	87	0	0	36	36	123
<b>Total</b>		0	0	460	0	460	0	0	433	433	893	

			200730					200810				Total
			Lower	Upper	Grad	Others	Total	Lower	Upper	Grad	Total	
<b>Business</b>	<b>Military Science</b>	<b>MILS</b>	105	59	0	0	164	102	65	0	167	331
		<b>Total</b>	105	59	0	0	164	102	65	0	167	331
	<b>Total</b>		3,636	4,105	951	0	8,691	3,435	4,184	1,121	8,740	17,431
<b>Computing, Integrated Engineer</b>	<b>Computer Science Info Systems</b>	<b>CSIS</b>	2,490	151	6	0	2,647	2,409	187	18	2,614	5,261
		<b>Total</b>	2,490	151	6	0	2,647	2,409	187	18	2,614	5,261
	<b>Integrated Engineering &amp; Techn</b>	<b>AUTO</b>	30	0	0	0	30	20	0	0	20	50
		<b>CCET</b>	328	129	0	0	457	297	147	0	444	901
		<b>CIET</b>	6	0	0	0	6	4	0	0	4	10
		<b>CM</b>	225	75	0	0	300	173	329	0	502	802
		<b>EET</b>	168	18	0	0	186	141	48	0	189	375
		<b>ENGR</b>	349	337	0	0	686	384	274	0	658	1,344
		<b>TE</b>	0	0	0	0	0	0	0	0	0	0
		<b>TECH</b>	4	6	0	0	10	0	2	0	2	12
		<b>Total</b>	1,110	565	0	0	1,675	1,019	800	0	1,819	3,494
	<b>Mathematics</b>	<b>MATH</b>	7,863	315	0	0	8,178	6,605	125	0	6,730	14,908
		<b>Total</b>	7,863	315	0	0	8,178	6,605	125	0	6,730	14,908
<b>Total</b>		11,463	1,031	6	0	12,500	10,033	1,112	18	11,163	23,663	
<b>Continuing &amp; Profsnl Studies</b>	<b>Continuing Ed</b>	<b>CPS</b>	28	0	0	0	28	15	0	0	15	43
		<b>Total</b>	28	0	0	0	28	15	0	0	15	43
	<b>Short Term Intensive Training</b>	<b>STIT</b>	0	0	0	0	0	0	0	0	0	0
		<b>Total</b>	0	0	0	0	0	0	0	0	0	0

		200730					200810				Total	
		Lower	Upper	Grad	Others	Total	Lower	Upper	Grad	Total		
<b>Continuing &amp; Pr</b>	<b>Total</b>	28	0	0	0	28	15	0	0	15	43	
<b>Education</b>	<b>Graduate Studies</b>	<b>EDRG</b>	0	0	0	0	0	0	45	0	45	45
		<b>Total</b>	0	0	0	0	0	0	45	0	45	45
	<b>Physical Education</b>	<b>PE</b>	0	1	0	0	1	0	0	0	0	1
		<b>Total</b>	0	1	0	0	1	0	0	0	0	1
	<b>Total</b>		0	1	0	0	1	0	45	0	45	46
<b>Education &amp; Human Development</b>	<b>Elem Educ &amp; Family Services</b>	<b>EDRG</b>	0	1	0	0	1	0	0	0	0	1
		<b>EDUC</b>	0	0	0	0	0	0	0	0	0	0
		<b>FLHD</b>	0	0	0	0	0	0	60	0	60	60
		<b>Total</b>	0	1	0	0	1	0	60	0	60	61
	<b>Graduate Studies</b>	<b>EDRG</b>	0	12	0	0	12	0	60	0	60	72
		<b>EDUC</b>	0	526	0	0	526	0	639	387	1,026	1,552
		<b>EESL</b>	0	0	0	0	0	0	0	3	3	3
		<b>PE</b>	0	2	0	0	2	0	0	0	0	2
		<b>Total</b>	0	540	0	0	540	0	699	390	1,089	1,629
	<b>Graduate Studies in Education</b>	<b>EDRG</b>	0	0	8	0	8	0	54	5	59	67
		<b>EDUC</b>	0	35	1,424	0	1,459	0	110	1,261	1,371	2,830
		<b>EESL</b>	0	78	15	0	93	0	363	75	438	531
		<b>ELED</b>	0	0	24	0	24	0	0	42	42	66
		<b>LM</b>	0	0	24	0	24	0	0	12	12	36
		<b>SCED</b>	0	0	0	0	0	0	0	0	0	0

			200730					200810				Total
			Lower	Upper	Grad	Others	Total	Lower	Upper	Grad	Total	
<b>Education &amp; Human Development</b>	<b>Graduate Studies in Education</b>	<b>SPED</b>	0	0	123	0	123	0	0	105	105	228
		<b>Total</b>	0	113	1,618	0	1,731	0	527	1,500	2,027	3,758
	<b>Library</b>	<b>LM</b>	0	0	0	0	0	0	21	9	30	30
		<b>Total</b>	0	0	0	0	0	0	21	9	30	30
	<b>Phys Ed &amp; Human Performance</b>	<b>ORPT</b>	168	60	0	0	228	144	43	0	187	415
		<b>PE</b>	2,927	1,244	21	0	4,192	2,406	1,344	367	4,117	8,309
		<b>Total</b>	3,095	1,304	21	0	4,420	2,550	1,387	367	4,304	8,724
	<b>Physical Education</b>	<b>PE</b>	0	0	69	0	69	0	0	0	0	69
		<b>Total</b>	0	0	69	0	69	0	0	0	0	69
	<b>Secondary Education</b>	<b>LM</b>	0	0	0	0	0	0	96	0	96	96
		<b>Total</b>	0	0	0	0	0	0	96	0	96	96
	<b>Teacher Ed &amp; Family Dvlpmnt</b>	<b>ECED</b>	0	180	0	0	180	0	215	0	215	395
		<b>EDRG</b>	0	462	0	0	462	0	568	0	568	1,030
		<b>EDUC</b>	695	245	0	0	940	506	381	0	887	1,827
		<b>EESL</b>	0	288	0	0	288	0	237	0	237	525
		<b>ELED</b>	53	1,508	0	0	1,561	68	1,493	0	1,561	3,122
		<b>FLHD</b>	1,092	690	0	0	1,782	1,092	532	0	1,624	3,406
		<b>LM</b>	1,531	129	0	0	1,660	448	6	0	454	2,114
		<b>SCED</b>	42	598	0	0	640	47	583	0	630	1,270
		<b>SPED</b>	0	422	0	0	422	0	447	0	447	869
<b>Total</b>		3,413	4,522	0	0	7,935	2,161	4,462	0	6,623	14,558	

		200730					200810				Total	
		Lower	Upper	Grad	Others	Total	Lower	Upper	Grad	Total		
<b>Education &amp; Hu</b>	<b>Total</b>	6,508	6,480	1,708	0	14,696	4,711	7,252	2,266	14,229	28,925	
<b>Humanities and Social Sciences</b>	<b>Communication</b>	<b>COMM</b>	1,854	1,479	0	0	3,333	1,629	1,624	9	3,262	6,595
		<b>Total</b>	1,854	1,479	0	0	3,333	1,629	1,624	9	3,262	6,595
	<b>English</b>	<b>ENGL</b>	4,397	663	0	0	5,060	4,025	516	0	4,541	9,601
		<b>Total</b>	4,397	663	0	0	5,060	4,025	516	0	4,541	9,601
	<b>Foreign Language &amp; Humanities</b>	<b>ASL</b>	228	4	0	0	232	156	2	0	158	390
		<b>FREN</b>	396	60	0	0	456	368	54	0	422	878
		<b>GERM</b>	288	51	0	0	339	272	87	0	359	698
		<b>HU</b>	258	0	0	0	258	390	0	0	390	648
		<b>LANG</b>	0	12	0	0	12	0	0	0	0	12
		<b>PHIL</b>	237	90	0	0	327	276	90	0	366	693
		<b>SPAN</b>	1,036	440	0	0	1,476	916	481	0	1,397	2,873
		<b>Total</b>	2,443	657	0	0	3,100	2,378	714	0	3,092	6,192
	<b>History and Sociology</b>	<b>ANTH</b>	78	0	0	0	78	90	0	0	90	168
		<b>HIST</b>	2,194	887	0	0	3,081	1,959	766	0	2,725	5,806
		<b>HSS</b>	621	0	0	0	621	542	0	0	542	1,163
		<b>SOC</b>	714	472	0	0	1,186	399	530	0	929	2,115
		<b>SOSC</b>	0	12	0	0	12	0	66	0	66	78
		<b>Total</b>	3,607	1,371	0	0	4,978	2,990	1,362	0	4,352	9,330
	<b>Master of Arts in Prof Comm</b>	<b>COMM</b>	0	0	185	0	185	0	0	207	207	392
		<b>Total</b>	0	0	185	0	185	0	0	207	207	392

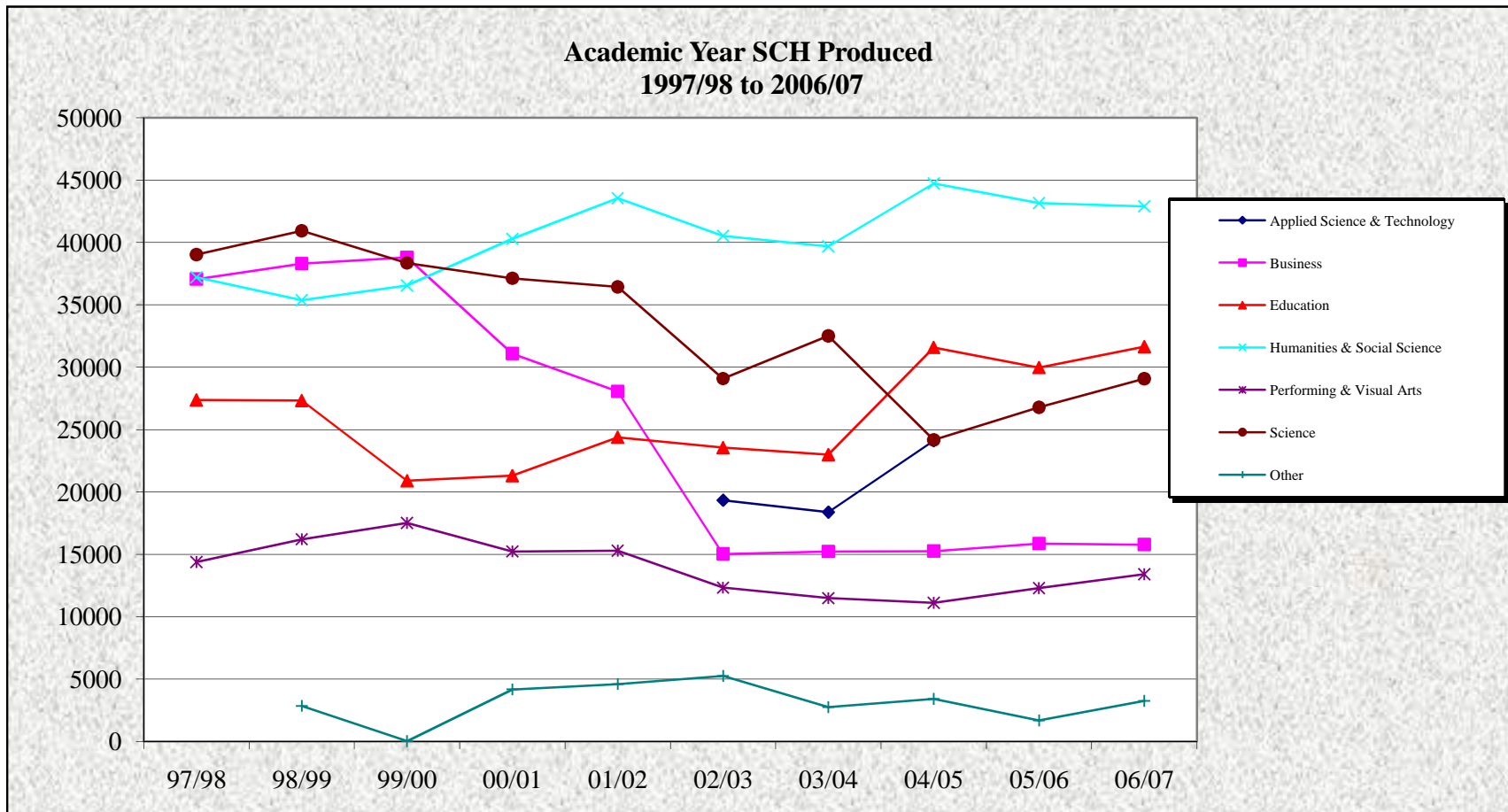
			200730					200810				Total	
			Lower	Upper	Grad	Others	Total	Lower	Upper	Grad	Total		
Humanities and Social Sciences	Political Sci Criminal Justice	CJ	1,008	785	30	0	1,823	702	976	66	1,744	3,567	
		PADM	0	0	114	0	114	0	0	96	96	210	
		PLGL	75	0	0	0	75	81	0	0	81	156	
		POLS	891	528	0	0	1,419	545	488	0	1,033	2,452	
		Total	1,974	1,313	144	0	3,431	1,328	1,464	162	2,954	6,385	
	Psychology	PSY	1,626	1,841	32	0	3,499	1,380	1,818	28	3,226	6,725	
		Total	1,626	1,841	32	0	3,499	1,380	1,818	28	3,226	6,725	
	Total			15,901	7,324	361	0	23,586	13,730	7,498	406	21,634	45,220
	Performing and Visual Arts	Art and Design	ART	2,028	718	0	0	2,746	1,602	828	0	2,430	5,176
ARTH			309	84	0	0	393	330	0	0	330	723	
PVA			195	0	0	0	195	174	0	0	174	369	
Total			2,532	802	0	0	3,334	2,106	828	0	2,934	6,268	
Master of Fine Arts		AA	0	0	59	0	59	0	0	77	77	136	
		Total	0	0	59	0	59	0	0	77	77	136	
Music		MUSC	1,299	547	0	0	1,846	1,053	437	0	1,490	3,336	
		Total	1,299	547	0	0	1,846	1,053	437	0	1,490	3,336	
Theatre Arts		DANC	521	270	0	0	791	482	361	0	843	1,634	
		PVA	24	0	0	0	24	68	0	0	68	92	
		THEA	1,288	560	0	0	1,848	857	441	0	1,298	3,146	
		Total	1,833	829	0	0	2,662	1,407	802	0	2,209	4,871	
Total			5,664	2,178	59	0	7,901	4,566	2,067	77	6,710	14,610	

			200730					200810				Total	
			Lower	Upper	Grad	Others	Total	Lower	Upper	Grad	Total		
<b>Science</b>	<b>Agriculture Sci/Nutrional Sci</b>	<b>AGSC</b>	324	261	0	0	585	431	207	0	638	1,223	
		<b>NFS</b>	1,539	377	0	0	1,916	1,210	300	0	1,510	3,426	
		<b>RANG</b>	0	52	0	0	52	0	0	0	0	52	
		<b>Total</b>	1,863	690	0	0	2,553	1,641	507	0	2,148	4,701	
	<b>Biology</b>	<b>BIOL</b>	3,657	1,247	15	0	4,919	3,617	1,679	6	5,302	10,221	
		<b>MSFS</b>	0	0	0	0	0	0	0	40	40	40	
		<b>NR</b>	0	0	0	0	0	132	63	0	195	195	
		<b>SCI</b>	326	0	0	0	326	259	0	0	259	585	
		<b>Total</b>	3,983	1,247	15	0	5,245	4,008	1,742	46	5,796	11,041	
	<b>Graduate Studies</b>	<b>MSFS</b>	0	0	262	0	262	0	0	128	128	390	
		<b>Total</b>	0	0	262	0	262	0	0	128	128	390	
	<b>Nursing</b>	<b>NURS</b>	0	1,998	0	0	1,998	0	2,038	0	2,038	4,036	
		<b>Total</b>	0	1,998	0	0	1,998	0	2,038	0	2,038	4,036	
	<b>Physical Science</b>	<b>CHEM</b>	2,852	381	2	4	3,239	2,491	262	12	2,765	6,004	
		<b>GEO</b>	907	56	0	0	963	984	40	0	1,024	1,987	
		<b>GEOG</b>	99	268	0	0	367	88	246	0	334	701	
		<b>PHYS</b>	886	15	0	0	901	675	0	0	675	1,576	
		<b>PSCI</b>	0	0	0	0	0	51	29	0	80	80	
		<b>Total</b>	4,744	720	2	4	5,470	4,289	577	12	4,878	10,348	
	<b>Total</b>			10,590	4,655	279	4	15,528	9,938	4,864	186	14,988	30,516
	<b>University Stud</b>	<b>Honors</b>	<b>HONR</b>	0	50	0	0	50	0	14	0	14	64

			200730					200810				Total
			Lower	Upper	Grad	Others	Total	Lower	Upper	Grad	Total	
<b>University Studies</b>	<b>Honors</b>	<b>Total</b>	0	50	0	0	50	0	14	0	14	64
	<b>University Studies</b>	<b>UNIV</b>	3,036	0	0	0	3,036	622	0	96	718	3,754
		<b>Total</b>	3,036	0	0	0	3,036	622	0	96	718	3,754
	<b>Total</b>			3,036	50	0	0	3,086	622	14	96	732
<b>Total</b>			56,826	25,823	3,364	4	86,016	47,050	27,036	4,170	78,255	164,271

**Southern Utah University  
Academic Year SCH Produced  
1997/98 to 2006/07**

	97/98	98/99	99/00	00/01	01/02	02/03	03/04	04/05	05/06	06/07
Applied Science & Technology						19,331	18,374	24,109		
Business	37,073	38,317	38,812	31,097	28,066	15,026	15,225	15,260	15,859	15,787
Computing, Int Engin & Tech									22,740	22,893
Education	27,378	27,339	20,904	21,306	24,391	23,561	23,001	31,596	29,977	31,653
Humanities & Social Science	37,212	35,366	36,552	40,292	43,546	40,538	39,694	44,737	43,166	42,903
Performing & Visual Arts	14,379	16,217	17,527	15,235	15,298	12,327	11,483	11,103	12,292	13,404
Science	39,030	40,933	38,351	37,129	36,443	29,093	32,507	24,178	26,798	29,088
Other		2,856	26	4,175	4,604	5,256	2,761	3,406	1,680	3,253
<b>Total</b>	<b>155,073</b>	<b>161,028</b>	<b>152,172</b>	<b>149,234</b>	<b>152,348</b>	<b>145,132</b>	<b>143,045</b>	<b>154,389</b>	<b>152,512</b>	<b>158,981</b>



Source: Third-Week Enrollment Report

\* Beginning 00/01, "Other" category includes Continuing Ed and Univ Studies