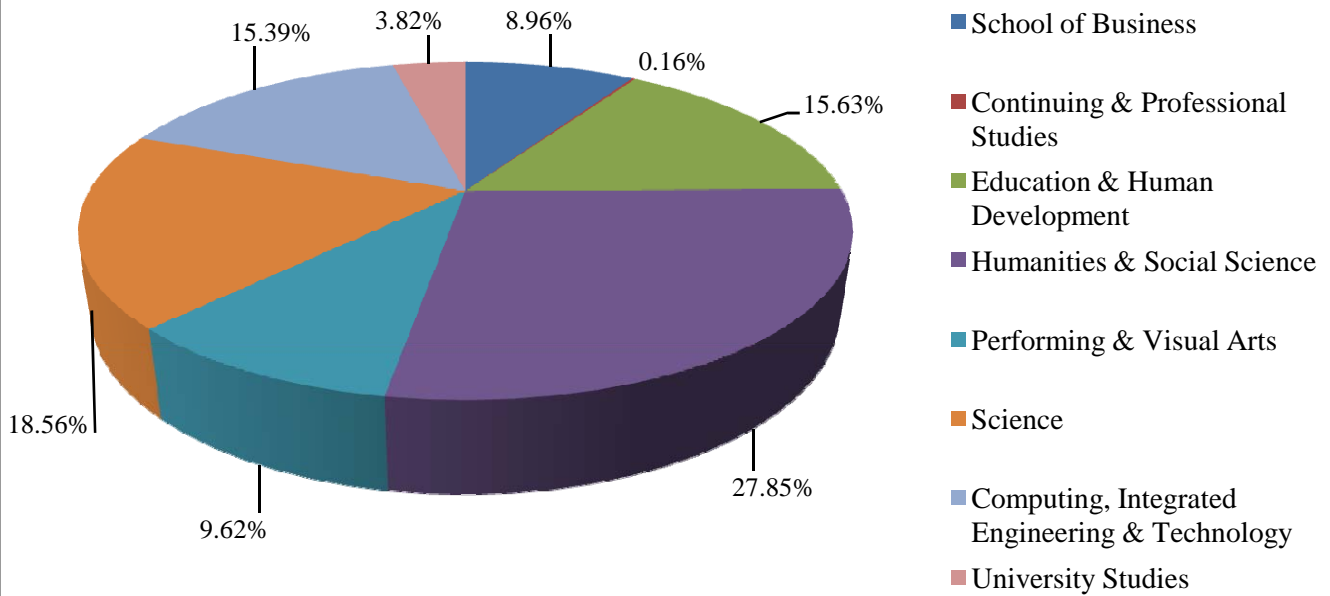
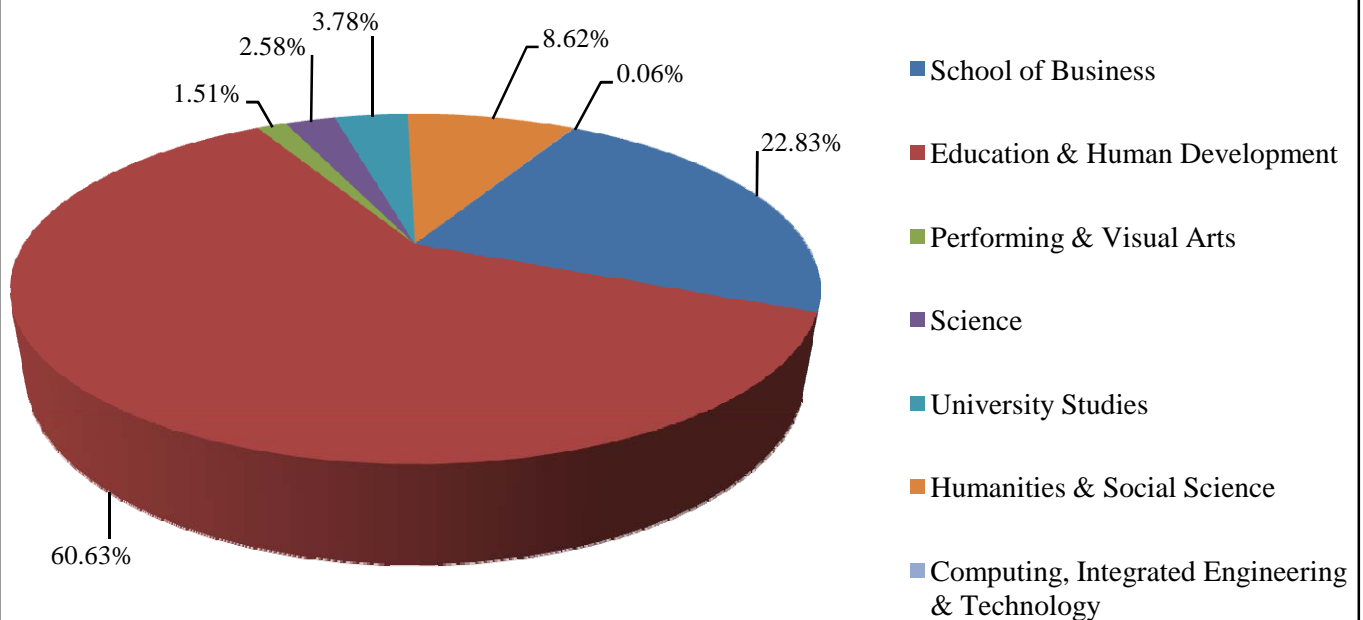


SUU Undergraduate SCH Fall 2008



SUU Graduate SCH Fall 2008



			200730					200810				Total
			Lower	Upper	Grad	Others	Total	Lower	Upper	Grad	Total	
Business	Accounting	ACCT	1,152	703	0	0	1,855	1,113	762	0	1,875	3,730
		Total	1,152	703	0	0	1,855	1,113	762	0	1,875	3,730
	Economics & Finance	ECON	1,080	243	0	0	1,323	1,167	369	0	1,536	2,859
		FIN	345	600	0	0	945	348	539	0	887	1,832
		Total	1,425	843	0	0	2,268	1,515	908	0	2,423	4,691
	Management & Marketing	BA	893	0	0	0	893	703	0	0	703	1,596
		BE	0	4	0	0	4	0	8	0	8	12
		BU	19	0	0	0	19	2	0	0	2	21
		HRHM	0	473	0	0	473	0	582	0	582	1,055
		MGMT	42	1,306	0	0	1,348	0	1,162	219	1,381	2,729
		MKTG	0	717	0	0	717	0	697	4	701	1,418
		Total	954	2,500	0	0	3,454	705	2,449	223	3,377	6,831
	Master of Accountancy	ACCT	0	0	491	0	491	0	0	465	465	955
		Total	0	0	491	0	491	0	0	465	465	955
	Master of Business Administrat	ACCT	0	0	138	0	138	0	0	45	45	183
		BA	0	0	85	0	85	0	0	31	31	116
		ECON	0	0	36	0	36	0	0	72	72	108
		FIN	0	0	66	0	66	0	0	30	30	96
		MGMT	0	0	48	0	48	0	0	219	219	267
		MKTG	0	0	87	0	87	0	0	36	36	123
Total		0	0	460	0	460	0	0	433	433	893	

			200730					200810				Total
			Lower	Upper	Grad	Others	Total	Lower	Upper	Grad	Total	
Business	Military Science	MILS	105	59	0	0	164	102	65	0	167	331
		Total	105	59	0	0	164	102	65	0	167	331
	Total		3,636	4,105	951	0	8,691	3,435	4,184	1,121	8,740	17,431
Computing, Integrated Engineer	Computer Science Info Systems	CSIS	2,490	151	6	0	2,647	2,409	187	18	2,614	5,261
		Total	2,490	151	6	0	2,647	2,409	187	18	2,614	5,261
	Integrated Engineering & Techn	AUTO	30	0	0	0	30	20	0	0	20	50
		CCET	328	129	0	0	457	297	147	0	444	901
		CIET	6	0	0	0	6	4	0	0	4	10
		CM	225	75	0	0	300	173	329	0	502	802
		EET	168	18	0	0	186	141	48	0	189	375
		ENGR	349	337	0	0	686	384	274	0	658	1,344
		TE	0	0	0	0	0	0	0	0	0	0
		TECH	4	6	0	0	10	0	2	0	2	12
		Total	1,110	565	0	0	1,675	1,019	800	0	1,819	3,494
	Mathematics	MATH	7,863	315	0	0	8,178	6,605	125	0	6,730	14,908
		Total	7,863	315	0	0	8,178	6,605	125	0	6,730	14,908
Total		11,463	1,031	6	0	12,500	10,033	1,112	18	11,163	23,663	
Continuing & Profsnl Studies	Continuing Ed	CPS	28	0	0	0	28	15	0	0	15	43
		Total	28	0	0	0	28	15	0	0	15	43
	Short Term Intensive Training	STIT	0	0	0	0	0	0	0	0	0	0
		Total	0	0	0	0	0	0	0	0	0	0

		200730					200810				Total	
		Lower	Upper	Grad	Others	Total	Lower	Upper	Grad	Total		
Continuing & Pr	Total	28	0	0	0	28	15	0	0	15	43	
Education	Graduate Studies	EDRG	0	0	0	0	0	0	45	0	45	45
		Total	0	0	0	0	0	0	45	0	45	45
	Physical Education	PE	0	1	0	0	1	0	0	0	0	1
		Total	0	1	0	0	1	0	0	0	0	1
	Total		0	1	0	0	1	0	45	0	45	46
Education & Human Development	Elem Educ & Family Services	EDRG	0	1	0	0	1	0	0	0	0	1
		EDUC	0	0	0	0	0	0	0	0	0	0
		FLHD	0	0	0	0	0	0	60	0	60	60
		Total	0	1	0	0	1	0	60	0	60	61
	Graduate Studies	EDRG	0	12	0	0	12	0	60	0	60	72
		EDUC	0	526	0	0	526	0	639	387	1,026	1,552
		EESL	0	0	0	0	0	0	0	3	3	3
		PE	0	2	0	0	2	0	0	0	0	2
		Total	0	540	0	0	540	0	699	390	1,089	1,629
	Graduate Studies in Education	EDRG	0	0	8	0	8	0	54	5	59	67
		EDUC	0	35	1,424	0	1,459	0	110	1,261	1,371	2,830
		EESL	0	78	15	0	93	0	363	75	438	531
		ELED	0	0	24	0	24	0	0	42	42	66
		LM	0	0	24	0	24	0	0	12	12	36
		SCED	0	0	0	0	0	0	0	0	0	0

			200730					200810				Total
			Lower	Upper	Grad	Others	Total	Lower	Upper	Grad	Total	
Education & Human Development	Graduate Studies in Education	SPED	0	0	123	0	123	0	0	105	105	228
		Total	0	113	1,618	0	1,731	0	527	1,500	2,027	3,758
	Library	LM	0	0	0	0	0	0	21	9	30	30
		Total	0	0	0	0	0	0	21	9	30	30
	Phys Ed & Human Performance	ORPT	168	60	0	0	228	144	43	0	187	415
		PE	2,927	1,244	21	0	4,192	2,406	1,344	367	4,117	8,309
		Total	3,095	1,304	21	0	4,420	2,550	1,387	367	4,304	8,724
	Physical Education	PE	0	0	69	0	69	0	0	0	0	69
		Total	0	0	69	0	69	0	0	0	0	69
	Secondary Education	LM	0	0	0	0	0	0	96	0	96	96
		Total	0	0	0	0	0	0	96	0	96	96
	Teacher Ed & Family Dvlpmnt	ECED	0	180	0	0	180	0	215	0	215	395
		EDRG	0	462	0	0	462	0	568	0	568	1,030
		EDUC	695	245	0	0	940	506	381	0	887	1,827
		EESL	0	288	0	0	288	0	237	0	237	525
		ELED	53	1,508	0	0	1,561	68	1,493	0	1,561	3,122
		FLHD	1,092	690	0	0	1,782	1,092	532	0	1,624	3,406
		LM	1,531	129	0	0	1,660	448	6	0	454	2,114
		SCED	42	598	0	0	640	47	583	0	630	1,270
		SPED	0	422	0	0	422	0	447	0	447	869
Total		3,413	4,522	0	0	7,935	2,161	4,462	0	6,623	14,558	

			200730					200810				Total
			Lower	Upper	Grad	Others	Total	Lower	Upper	Grad	Total	
Education & Hu	Total		6,508	6,480	1,708	0	14,696	4,711	7,252	2,266	14,229	28,925
Humanities and Social Sciences	Communication	COMM	1,854	1,479	0	0	3,333	1,629	1,624	9	3,262	6,595
		Total	1,854	1,479	0	0	3,333	1,629	1,624	9	3,262	6,595
	English	ENGL	4,397	663	0	0	5,060	4,025	516	0	4,541	9,601
		Total	4,397	663	0	0	5,060	4,025	516	0	4,541	9,601
	Foreign Language & Humanities	ASL	228	4	0	0	232	156	2	0	158	390
		FREN	396	60	0	0	456	368	54	0	422	878
		GERM	288	51	0	0	339	272	87	0	359	698
		HU	258	0	0	0	258	390	0	0	390	648
		LANG	0	12	0	0	12	0	0	0	0	12
		PHIL	237	90	0	0	327	276	90	0	366	693
		SPAN	1,036	440	0	0	1,476	916	481	0	1,397	2,873
		Total	2,443	657	0	0	3,100	2,378	714	0	3,092	6,192
	History and Sociology	ANTH	78	0	0	0	78	90	0	0	90	168
		HIST	2,194	887	0	0	3,081	1,959	766	0	2,725	5,806
		HSS	621	0	0	0	621	542	0	0	542	1,163
		SOC	714	472	0	0	1,186	399	530	0	929	2,115
		SOSC	0	12	0	0	12	0	66	0	66	78
		Total	3,607	1,371	0	0	4,978	2,990	1,362	0	4,352	9,330
	Master of Arts in Prof Comm	COMM	0	0	185	0	185	0	0	207	207	392
		Total	0	0	185	0	185	0	0	207	207	392

			200730					200810				Total	
			Lower	Upper	Grad	Others	Total	Lower	Upper	Grad	Total		
Humanities and Social Sciences	Political Sci Criminal Justice	CJ	1,008	785	30	0	1,823	702	976	66	1,744	3,567	
		PADM	0	0	114	0	114	0	0	96	96	210	
		PLGL	75	0	0	0	75	81	0	0	81	156	
		POLS	891	528	0	0	1,419	545	488	0	1,033	2,452	
		Total	1,974	1,313	144	0	3,431	1,328	1,464	162	2,954	6,385	
	Psychology	PSY	1,626	1,841	32	0	3,499	1,380	1,818	28	3,226	6,725	
		Total	1,626	1,841	32	0	3,499	1,380	1,818	28	3,226	6,725	
	Total			15,901	7,324	361	0	23,586	13,730	7,498	406	21,634	45,220
	Performing and Visual Arts	Art and Design	ART	2,028	718	0	0	2,746	1,602	828	0	2,430	5,176
			ARTH	309	84	0	0	393	330	0	0	330	723
PVA			195	0	0	0	195	174	0	0	174	369	
Total			2,532	802	0	0	3,334	2,106	828	0	2,934	6,268	
Master of Fine Arts		AA	0	0	59	0	59	0	0	77	77	136	
		Total	0	0	59	0	59	0	0	77	77	136	
Music		MUSC	1,299	547	0	0	1,846	1,053	437	0	1,490	3,336	
		Total	1,299	547	0	0	1,846	1,053	437	0	1,490	3,336	
Theatre Arts		DANC	521	270	0	0	791	482	361	0	843	1,634	
		PVA	24	0	0	0	24	68	0	0	68	92	
		THEA	1,288	560	0	0	1,848	857	441	0	1,298	3,146	
		Total	1,833	829	0	0	2,662	1,407	802	0	2,209	4,871	
Total			5,664	2,178	59	0	7,901	4,566	2,067	77	6,710	14,610	

			200730					200810				Total	
			Lower	Upper	Grad	Others	Total	Lower	Upper	Grad	Total		
Science	Agriculture Sci/Nutrional Sci	AGSC	324	261	0	0	585	431	207	0	638	1,223	
		NFS	1,539	377	0	0	1,916	1,210	300	0	1,510	3,426	
		RANG	0	52	0	0	52	0	0	0	0	52	
		Total	1,863	690	0	0	2,553	1,641	507	0	2,148	4,701	
	Biology	BIOL	3,657	1,247	15	0	4,919	3,617	1,679	6	5,302	10,221	
		MSFS	0	0	0	0	0	0	0	40	40	40	
		NR	0	0	0	0	0	132	63	0	195	195	
		SCI	326	0	0	0	326	259	0	0	259	585	
		Total	3,983	1,247	15	0	5,245	4,008	1,742	46	5,796	11,041	
	Graduate Studies	MSFS	0	0	262	0	262	0	0	128	128	390	
		Total	0	0	262	0	262	0	0	128	128	390	
	Nursing	NURS	0	1,998	0	0	1,998	0	2,038	0	2,038	4,036	
		Total	0	1,998	0	0	1,998	0	2,038	0	2,038	4,036	
	Physical Science	CHEM	2,852	381	2	4	3,239	2,491	262	12	2,765	6,004	
		GEO	907	56	0	0	963	984	40	0	1,024	1,987	
		GEOG	99	268	0	0	367	88	246	0	334	701	
		PHYS	886	15	0	0	901	675	0	0	675	1,576	
		PSCI	0	0	0	0	0	51	29	0	80	80	
		Total	4,744	720	2	4	5,470	4,289	577	12	4,878	10,348	
	Total			10,590	4,655	279	4	15,528	9,938	4,864	186	14,988	30,516
	University Stud	Honors	HONR	0	50	0	0	50	0	14	0	14	64

			200730					200810				Total
			Lower	Upper	Grad	Others	Total	Lower	Upper	Grad	Total	
University Studies	Honors	Total	0	50	0	0	50	0	14	0	14	64
	University Studies	UNIV	3,036	0	0	0	3,036	622	0	96	718	3,754
		Total	3,036	0	0	0	3,036	622	0	96	718	3,754
	Total		3,036	50	0	0	3,086	622	14	96	732	3,818
Total			56,826	25,823	3,364	4	86,016	47,050	27,036	4,170	78,255	164,271

			200830				200910				Total
			Lower	Upper	Grad	Total	Lower	Upper	Grad	Total	
Business	Accounting	ACCT	864	993	0	1,857	732	1,143	60	1,935	3,792
		Total	864	993	0	1,857	732	1,143	60	1,935	3,792
	Economics & Finance	ECON	900	354	0	1,254	1,158	359	0	1,517	2,771
		FIN	378	540	0	918	246	537	0	783	1,701
		Total	1,278	894	0	2,172	1,404	896	0	2,300	4,472
	Management & Marketing	BA	947	0	0	947	549	0	0	549	1,496
		BE	0	8	0	8	0	15	0	15	23
		HRHM	0	639	0	639	0	692	0	692	1,331
		MGMT	51	1,145	111	1,307	0	1,422	0	1,422	2,729
		MKTG	0	540	0	540	0	707	0	707	1,247
		Total	998	2,332	111	3,441	549	2,836	0	3,385	6,826
	Master of Accountancy	ACCT	0	0	492	492	0	0	361	361	853
		Total	0	0	492	492	0	0	361	361	853
	Master of Business Administrat	ACCT	0	0	126	126	0	0	39	39	165
		BA	0	0	141	141	0	0	102	102	243
		ECON	0	0	45	45	0	0	87	87	132
		FIN	0	0	69	69	0	0	54	54	123
		MGMT	0	0	63	63	0	0	306	306	369
		MKTG	0	0	105	105	0	0	51	51	156
		Total	0	0	549	549	0	0	639	639	1,188
Military Science	MILS	132	57	0	189	102	67	0	169	358	

			200830				200910				Total
			Lower	Upper	Grad	Total	Lower	Upper	Grad	Total	
Business	Military Science	Total	132	57	0	189	102	67	0	169	358
	Total		3,272	4,276	1,152	8,700	2,787	4,942	1,060	8,789	17,489
Computing, Integrated Engineer	Computer Science Info Systems	CSIS	2,652	203	3	2,858	2,829	255	0	3,084	5,942
		Total	2,652	203	3	2,858	2,829	255	0	3,084	5,942
	Integrated Engineering & Techn	CCET	404	123	0	527	237	183	0	420	947
		CM	263	89	0	352	174	378	0	552	904
		EET	216	84	0	300	48	84	0	132	432
		ENGR	363	385	0	748	373	272	0	645	1,393
		TE	0	2	0	2	0	0	0	0	2
		TECH	1	6	0	7	0	10	0	10	17
		Total	1,247	689	0	1,936	832	927	0	1,759	3,695
	Mathematics	MATH	7,852	318	0	8,170	6,650	163	0	6,813	14,983
		Total	7,852	318	0	8,170	6,650	163	0	6,813	14,983
	Total		11,751	1,210	3	12,964	10,311	1,345	0	11,656	24,620
Continuing & Profsnl Studies	Continuing Ed	CPS	130	3	0	133	3	0	0	3	136
		Total	130	3	0	133	3	0	0	3	136
	Short Term Intensive Training	STIT	0	0	0	0	0	0	0	0	0
		Total	0	0	0	0	0	0	0	0	0
	Total		130	3	0	133	3	0	0	3	136
Education & Human Development	Elem Educ & Family Services	EDRG	0	3	0	3	0	0	0	0	3
		EDUC	0	0	0	0	0	0	0	0	0

			200830				200910				Total
			Lower	Upper	Grad	Total	Lower	Upper	Grad	Total	
Education & Human Development	Elem Educ & Family Services	FLHD	0	0	0	0	0	0	0	0	0
		Total	0	3	0	3	0	0	0	0	3
	Graduate Studies	EDRG	0	49	0	49	0	90	0	90	139
		EDUC	0	626	0	626	0	79	0	79	705
		EESL	0	0	0	0	0	0	0	0	0
		Total	0	675	0	675	0	169	0	169	844
	Graduate Studies in Education	EDRG	0	0	7	7	0	84	15	99	106
		EDUC	0	251	2,057	2,308	0	855	3,576	4,431	6,739
		EESL	0	0	231	231	0	930	96	1,026	1,257
		ELED	0	0	21	21	0	0	18	18	39
		LM	0	0	27	27	0	0	33	33	60
		SCED	0	0	10	10	0	0	6	6	16
		SPED	0	0	78	78	0	0	327	327	405
		Total	0	251	2,431	2,682	0	1,869	4,071	5,940	8,622
	Library	LM	1,462	114	0	1,576	481	108	9	598	2,174
		Total	1,462	114	0	1,576	481	108	9	598	2,174
	Phys Ed & Human Performance	ORPT	180	72	0	252	135	119	0	254	506
		PE	2,476	1,251	629	4,356	2,826	1,388	645	4,859	9,215
		Total	2,656	1,323	629	4,608	2,961	1,507	645	5,113	9,721
	Teacher Ed & Family Dvlpmnt	ECED	0	256	0	256	0	195	0	195	451
EDRG		0	481	0	481	0	674	0	674	1,155	

			200830				200910				Total
			Lower	Upper	Grad	Total	Lower	Upper	Grad	Total	
Education & Human Development	Teacher Ed & Family Dvlpmnt	EDUC	714	414	0	1,128	485	373	0	858	1,986
		EESL	0	267	0	267	0	249	0	249	516
		ELED	103	1,527	0	1,630	67	1,495	0	1,562	3,192
		FLHD	1,124	562	0	1,686	803	600	0	1,403	3,089
		SCED	71	802	0	873	69	664	0	733	1,606
		SPED	0	359	0	359	0	339	0	339	698
		Total	2,012	4,668	0	6,680	1,424	4,589	0	6,013	12,693
	Total	6,130	7,034	3,060	16,224	4,866	8,242	4,725	17,833	34,056	
Humanities and Social Sciences	Communication	COMM	1,809	1,627	0	3,436	1,743	1,561	0	3,304	6,740
		Total	1,809	1,627	0	3,436	1,743	1,561	0	3,304	6,740
	English	ENGL	4,646	678	0	5,324	4,265	621	0	4,886	10,210
		Total	4,646	678	0	5,324	4,265	621	0	4,886	10,210
	Foreign Language & Humanities	ASL	212	6	0	218	116	2	0	118	336
		FREN	332	60	0	392	316	57	0	373	765
		GERM	276	75	0	351	320	111	0	431	782
		HU	237	0	0	237	390	0	0	390	627
		LANG	0	20	0	20	0	4	0	4	24
		PHIL	258	120	0	378	255	69	0	324	702
		SPAN	972	462	0	1,434	820	499	0	1,319	2,753
	Total	2,287	743	0	3,030	2,217	742	0	2,959	5,989	
	History and Socio	ANTH	108	30	0	138	150	0	0	150	288

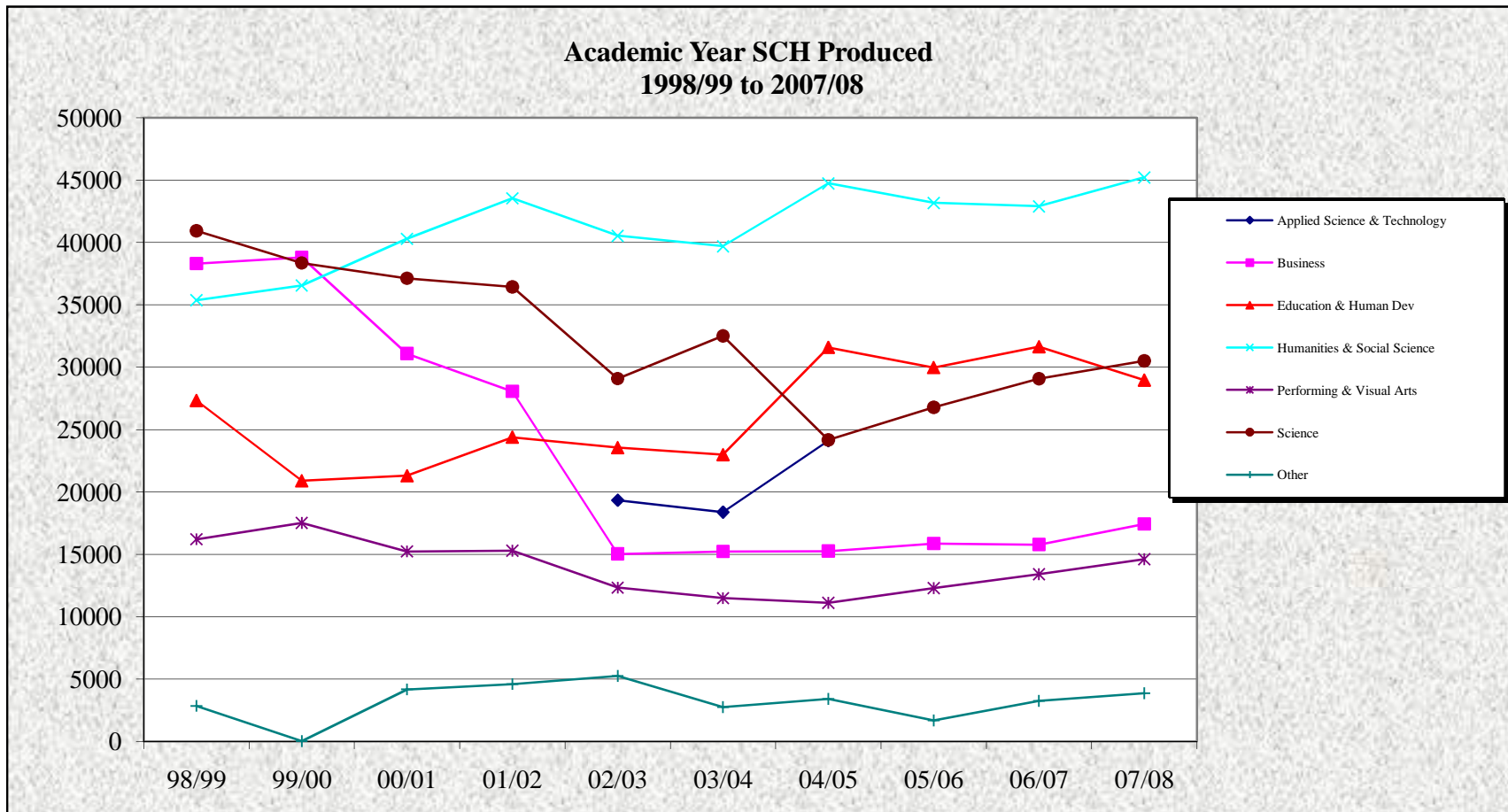
			200830				200910				Total	
			Lower	Upper	Grad	Total	Lower	Upper	Grad	Total		
Humanities and Social Sciences	History and Sociology	HIST	2,235	709	0	2,944	1,591	822	0	2,413	5,357	
		HSS	557	28	0	585	495	24	0	519	1,104	
		SOC	624	348	0	972	603	444	0	1,047	2,019	
		SOSC	0	32	0	32	0	62	0	62	94	
		Total	3,524	1,147	0	4,671	2,839	1,352	0	4,191	8,862	
	Master of Arts in Prof Comm	COMM	0	0	201	201	0	0	213	213	414	
		Total	0	0	201	201	0	0	213	213	414	
	Political Sci Criminal Justice	CJ	1,089	834	18	1,941	816	841	9	1,666	3,607	
		PADM	0	0	204	204	0	0	239	239	443	
		PLGL	78	0	0	78	162	0	0	162	240	
		POLS	912	483	0	1,395	447	700	0	1,147	2,542	
		Total	2,079	1,317	222	3,618	1,425	1,541	248	3,214	6,832	
	Psychology	PSY	1,812	1,786	12	3,610	1,512	2,179	0	3,691	7,301	
		Total	1,812	1,786	12	3,610	1,512	2,179	0	3,691	7,301	
	Total			16,157	7,298	435	23,890	14,001	7,996	461	22,458	46,348
	Performing and Visual Arts	Art and Design	ART	2,115	906	0	3,021	1,851	935	0	2,786	5,806
			ARTH	99	105	0	204	54	483	0	537	741
			PVA	135	0	0	135	135	0	0	135	270
			Total	2,349	1,011	0	3,360	2,040	1,418	0	3,458	6,817
		Master of Fine Arts	AA	0	0	76	76	0	0	103	103	179
Total			0	0	76	76	0	0	103	103	179	

			200830				200910				Total
			Lower	Upper	Grad	Total	Lower	Upper	Grad	Total	
Performing and Visual Arts	Music	MUSC	1,548	548	0	2,096	1,253	587	0	1,840	3,936
		Total	1,548	548	0	2,096	1,253	587	0	1,840	3,936
	Theatre Arts	DANC	544	305	0	849	532	362	0	894	1,742
		PVA	70	0	0	70	59	0	0	59	129
		THEA	1,222	508	0	1,730	952	431	0	1,383	3,113
		Total	1,836	812	0	2,648	1,543	793	0	2,336	4,984
	Total			5,733	2,371	76	8,180	4,836	2,797	103	7,736
Science	Agriculture Sci/Nutritional Sci	AGSC	331	340	0	671	453	259	0	712	1,383
		NFS	1,602	318	0	1,920	1,274	238	0	1,512	3,432
		Total	1,933	658	0	2,591	1,727	497	0	2,224	4,815
	Biology	BIOL	3,962	1,209	0	5,171	3,729	1,682	3	5,414	10,585
		MSFS	0	0	0	0	0	0	2	2	2
		NR	0	0	0	0	177	78	0	255	255
		RANG	0	84	0	84	0	0	0	0	84
		SCI	221	0	0	221	255	0	0	255	476
		Total	4,183	1,293	0	5,476	4,161	1,760	5	5,926	11,402
	Graduate Studies	BIOL	0	0	22	22	0	0	0	0	22
		CHEM	0	0	6	6	0	0	0	0	6
		MSFS	0	0	102	102	0	0	99	99	201
		Total	0	0	130	130	0	0	99	99	229
	Nursing	NURS	0	1,918	0	1,918	0	1,809	0	1,809	3,727

			200830				200910				Total
			Lower	Upper	Grad	Total	Lower	Upper	Grad	Total	
Science	Nursing	Total	0	1,918	0	1,918	0	1,809	0	1,809	3,727
	Physical Science	CHEM	3,010	471	0	3,481	2,661	179	0	2,840	6,321
		GEO	955	36	0	991	1,143	109	0	1,252	2,243
		GEOG	145	132	0	277	78	180	0	258	535
		PHYS	891	0	0	891	560	0	0	560	1,451
		PSCI	0	2	0	2	78	25	0	103	105
		Total	5,001	641	0	5,642	4,520	493	0	5,013	10,655
	Total		11,117	4,509	130	15,756	10,408	4,559	104	15,071	30,827
University Studies	Honors	HONR	24	18	0	42	0	13	0	13	55
		Total	24	18	0	42	0	13	0	13	55
	University Studies	UNIV	3,175	0	191	3,366	799	0	0	799	4,165
		Total	3,175	0	191	3,366	799	0	0	799	4,165
	Total		3,199	18	191	3,408	799	13	0	812	4,220
Total			57,489	26,718	5,047	89,254	48,011	29,893	6,453	84,357	173,611

**Southern Utah University
Academic Year SCH Produced
1998/99 to 2007/08**

	98/99	99/00	00/01	01/02	02/03	03/04	04/05	05/06	06/07	07/08
Applied Science & Technology					19,331	18,374	24,109			
Business	38,317	38,812	31,097	28,066	15,026	15,225	15,260	15,859	15,787	17,432
Computing, Int Engin & Tech								22,740	22,893	23,663
Education & Human Dev	27,339	20,904	21,306	24,391	23,561	23,001	31,596	29,977	31,653	28,971
Humanities & Social Science	35,366	36,552	40,292	43,546	40,538	39,694	44,737	43,166	42,903	45,220
Performing & Visual Arts	16,217	17,527	15,235	15,298	12,327	11,483	11,103	12,292	13,404	14,611
Science	40,933	38,351	37,129	36,443	29,093	32,507	24,178	26,798	29,088	30,516
Other	2,856	26	4,175	4,604	5,256	2,761	3,406	1,680	3,253	3,861
Total	161,028	152,172	149,234	152,348	145,132	143,045	154,389	152,512	158,981	164,274



Source: Third-Week Enrollment Report

* Beginning 00/01, "Other" category includes Continuing Ed and Univ Studies