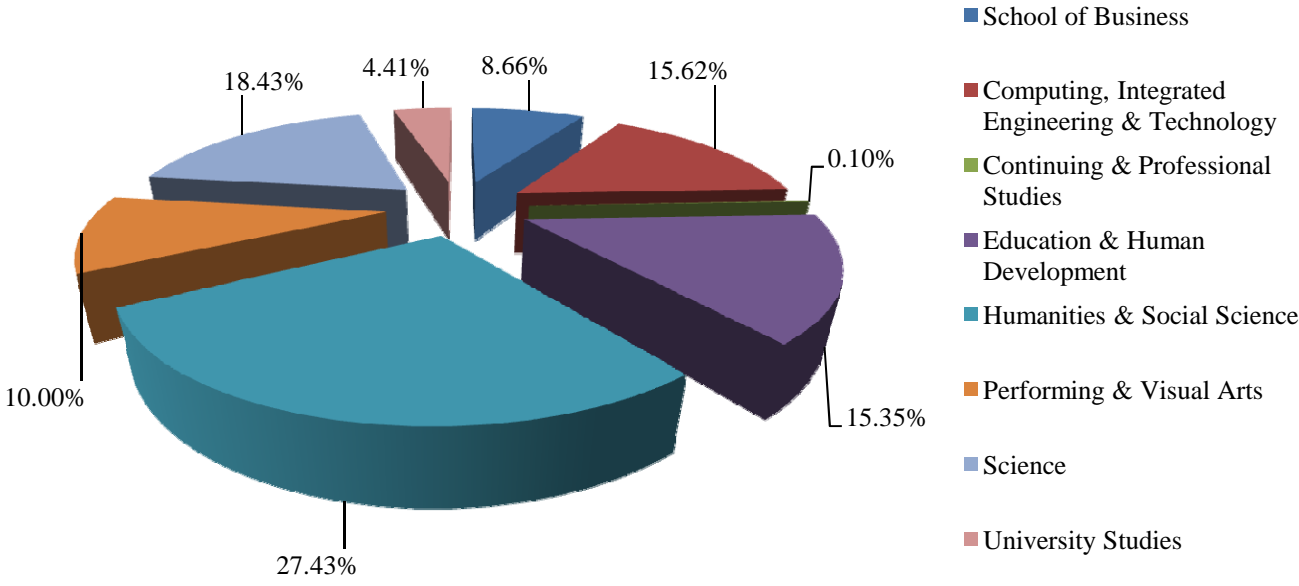
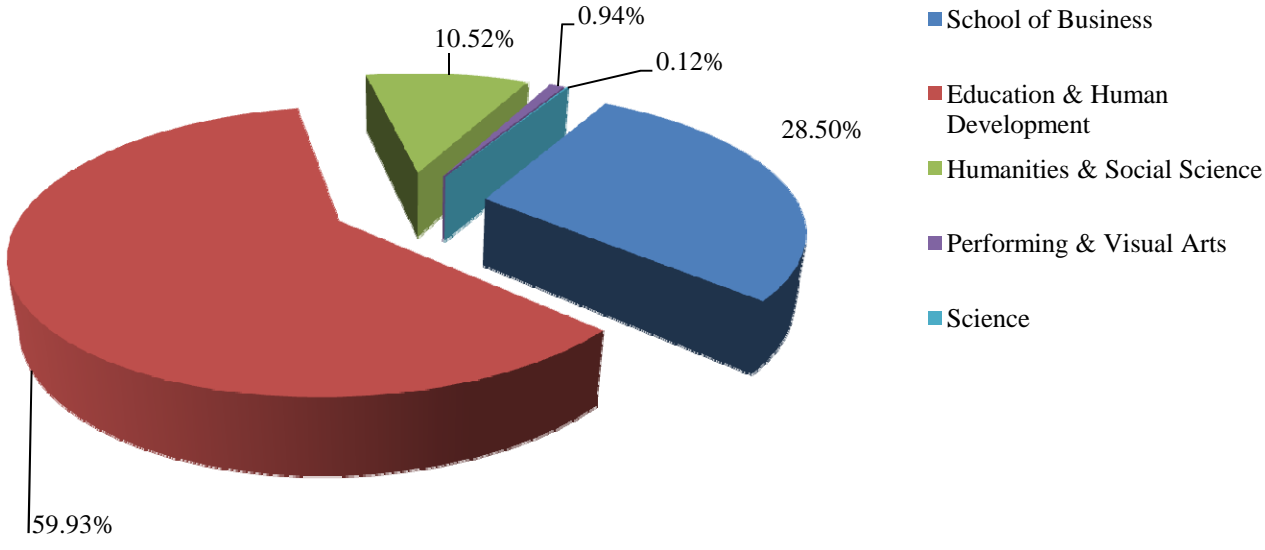


SUU Undergraduate SCH Fall 2009



SUU Graduate SCH Fall 2009



			200830				200910				Total
			Lower	Upper	Grad	Total	Lower	Upper	Grad	Total	
Business	Accounting	ACCT	864	993	0	1,857	732	1,143	60	1,935	3,792
		Total	864	993	0	1,857	732	1,143	60	1,935	3,792
	Economics & Finance	ECON	900	354	0	1,254	1,158	359	0	1,517	2,771
		FIN	378	540	0	918	246	537	0	783	1,701
		Total	1,278	894	0	2,172	1,404	896	0	2,300	4,472
	Management & Marketing	BA	947	0	0	947	549	0	0	549	1,496
		BE	0	8	0	8	0	15	0	15	23
		HRHM	0	639	0	639	0	692	0	692	1,331
		MGMT	51	1,145	111	1,307	0	1,422	0	1,422	2,729
		MKTG	0	540	0	540	0	707	0	707	1,247
		Total	998	2,332	111	3,441	549	2,836	0	3,385	6,826
	Master of Accountancy	ACCT	0	0	492	492	0	0	361	361	853
		Total	0	0	492	492	0	0	361	361	853
	Master of Business Administrat	ACCT	0	0	126	126	0	0	39	39	165
		BA	0	0	141	141	0	0	102	102	243
		ECON	0	0	45	45	0	0	87	87	132
		FIN	0	0	69	69	0	0	54	54	123
		MGMT	0	0	63	63	0	0	306	306	369
		MKTG	0	0	105	105	0	0	51	51	156
		Total	0	0	549	549	0	0	639	639	1,188
Military Science	MILS	132	57	0	189	102	67	0	169	358	

			200830				200910				Total
			Lower	Upper	Grad	Total	Lower	Upper	Grad	Total	
Business	Military Science	Total	132	57	0	189	102	67	0	169	358
	Total		3,272	4,276	1,152	8,700	2,787	4,942	1,060	8,789	17,489
Computing, Integrated Engineer	Computer Science Info Systems	CSIS	2,652	203	3	2,858	2,829	255	0	3,084	5,942
		Total	2,652	203	3	2,858	2,829	255	0	3,084	5,942
	Integrated Engineering & Techn	CCET	404	123	0	527	237	183	0	420	947
		CM	263	89	0	352	174	378	0	552	904
		EET	216	84	0	300	48	84	0	132	432
		ENGR	363	385	0	748	373	272	0	645	1,393
		TE	0	2	0	2	0	0	0	0	2
		TECH	1	6	0	7	0	10	0	10	17
		Total	1,247	689	0	1,936	832	927	0	1,759	3,695
	Mathematics	MATH	7,852	318	0	8,170	6,650	163	0	6,813	14,983
		Total	7,852	318	0	8,170	6,650	163	0	6,813	14,983
	Total		11,751	1,210	3	12,964	10,311	1,345	0	11,656	24,620
Continuing & Profsnl Studies	Continuing Ed	CPS	130	3	0	133	3	0	0	3	136
		Total	130	3	0	133	3	0	0	3	136
	Short Term Intensive Training	STIT	0	0	0	0	0	0	0	0	0
		Total	0	0	0	0	0	0	0	0	0
	Total		130	3	0	133	3	0	0	3	136
Education & Human Development	Elem Educ & Family Services	EDRG	0	3	0	3	0	0	0	0	3
		EDUC	0	0	0	0	0	0	0	0	0

			200830				200910				Total
			Lower	Upper	Grad	Total	Lower	Upper	Grad	Total	
Education & Human Development	Elem Educ & Family Services	FLHD	0	0	0	0	0	0	0	0	0
		Total	0	3	0	3	0	0	0	0	3
	Graduate Studies	EDRG	0	49	0	49	0	90	0	90	139
		EDUC	0	626	0	626	0	79	0	79	705
		EESL	0	0	0	0	0	0	0	0	0
		Total	0	675	0	675	0	169	0	169	844
	Graduate Studies in Education	EDRG	0	0	7	7	0	84	15	99	106
		EDUC	0	251	2,057	2,308	0	855	3,576	4,431	6,739
		EESL	0	0	231	231	0	930	96	1,026	1,257
		ELED	0	0	21	21	0	0	18	18	39
		LM	0	0	27	27	0	0	33	33	60
		SCED	0	0	10	10	0	0	6	6	16
		SPED	0	0	78	78	0	0	327	327	405
		Total	0	251	2,431	2,682	0	1,869	4,071	5,940	8,622
	Library	LM	1,462	114	0	1,576	481	108	9	598	2,174
		Total	1,462	114	0	1,576	481	108	9	598	2,174
	Phys Ed & Human Performance	ORPT	180	72	0	252	135	119	0	254	506
		PE	2,476	1,251	629	4,356	2,826	1,388	645	4,859	9,215
		Total	2,656	1,323	629	4,608	2,961	1,507	645	5,113	9,721
	Teacher Ed & Family Dvlpmnt	ECED	0	256	0	256	0	195	0	195	451
EDRG		0	481	0	481	0	674	0	674	1,155	

			200830				200910				Total
			Lower	Upper	Grad	Total	Lower	Upper	Grad	Total	
Education & Human Development	Teacher Ed & Family Dvlpmnt	EDUC	714	414	0	1,128	485	373	0	858	1,986
		EESL	0	267	0	267	0	249	0	249	516
		ELED	103	1,527	0	1,630	67	1,495	0	1,562	3,192
		FLHD	1,124	562	0	1,686	803	600	0	1,403	3,089
		SCED	71	802	0	873	69	664	0	733	1,606
		SPED	0	359	0	359	0	339	0	339	698
		Total	2,012	4,668	0	6,680	1,424	4,589	0	6,013	12,693
	Total	6,130	7,034	3,060	16,224	4,866	8,242	4,725	17,833	34,056	
Humanities and Social Sciences	Communication	COMM	1,809	1,627	0	3,436	1,743	1,561	0	3,304	6,740
		Total	1,809	1,627	0	3,436	1,743	1,561	0	3,304	6,740
	English	ENGL	4,646	678	0	5,324	4,265	621	0	4,886	10,210
		Total	4,646	678	0	5,324	4,265	621	0	4,886	10,210
	Foreign Language & Humanities	ASL	212	6	0	218	116	2	0	118	336
		FREN	332	60	0	392	316	57	0	373	765
		GERM	276	75	0	351	320	111	0	431	782
		HU	237	0	0	237	390	0	0	390	627
		LANG	0	20	0	20	0	4	0	4	24
		PHIL	258	120	0	378	255	69	0	324	702
		SPAN	972	462	0	1,434	820	499	0	1,319	2,753
		Total	2,287	743	0	3,030	2,217	742	0	2,959	5,989
	History and Socio	ANTH	108	30	0	138	150	0	0	150	288

			200830				200910				Total	
			Lower	Upper	Grad	Total	Lower	Upper	Grad	Total		
Humanities and Social Sciences	History and Sociology	HIST	2,235	709	0	2,944	1,591	822	0	2,413	5,357	
		HSS	557	28	0	585	495	24	0	519	1,104	
		SOC	624	348	0	972	603	444	0	1,047	2,019	
		SOSC	0	32	0	32	0	62	0	62	94	
		Total	3,524	1,147	0	4,671	2,839	1,352	0	4,191	8,862	
	Master of Arts in Prof Comm	COMM	0	0	201	201	0	0	213	213	414	
		Total	0	0	201	201	0	0	213	213	414	
	Political Sci Criminal Justice	CJ	1,089	834	18	1,941	816	841	9	1,666	3,607	
		PADM	0	0	204	204	0	0	239	239	443	
		PLGL	78	0	0	78	162	0	0	162	240	
		POLS	912	483	0	1,395	447	700	0	1,147	2,542	
		Total	2,079	1,317	222	3,618	1,425	1,541	248	3,214	6,832	
	Psychology	PSY	1,812	1,786	12	3,610	1,512	2,179	0	3,691	7,301	
		Total	1,812	1,786	12	3,610	1,512	2,179	0	3,691	7,301	
	Total			16,157	7,298	435	23,890	14,001	7,996	461	22,458	46,348
	Performing and Visual Arts	Art and Design	ART	2,115	906	0	3,021	1,851	935	0	2,786	5,806
			ARTH	99	105	0	204	54	483	0	537	741
			PVA	135	0	0	135	135	0	0	135	270
			Total	2,349	1,011	0	3,360	2,040	1,418	0	3,458	6,817
		Master of Fine Arts	AA	0	0	76	76	0	0	103	103	179
Total			0	0	76	76	0	0	103	103	179	

			200830				200910				Total
			Lower	Upper	Grad	Total	Lower	Upper	Grad	Total	
Performing and Visual Arts	Music	MUSC	1,548	548	0	2,096	1,253	587	0	1,840	3,936
		Total	1,548	548	0	2,096	1,253	587	0	1,840	3,936
	Theatre Arts	DANC	544	305	0	849	532	362	0	894	1,742
		PVA	70	0	0	70	59	0	0	59	129
		THEA	1,222	508	0	1,730	952	431	0	1,383	3,113
		Total	1,836	812	0	2,648	1,543	793	0	2,336	4,984
	Total		5,733	2,371	76	8,180	4,836	2,797	103	7,736	15,915
Science	Agriculture Sci/Nutritional Sci	AGSC	331	340	0	671	453	259	0	712	1,383
		NFS	1,602	318	0	1,920	1,274	238	0	1,512	3,432
		Total	1,933	658	0	2,591	1,727	497	0	2,224	4,815
	Biology	BIOL	3,962	1,209	0	5,171	3,729	1,682	3	5,414	10,585
		MSFS	0	0	0	0	0	0	2	2	2
		NR	0	0	0	0	177	78	0	255	255
		RANG	0	84	0	84	0	0	0	0	84
		SCI	221	0	0	221	255	0	0	255	476
		Total	4,183	1,293	0	5,476	4,161	1,760	5	5,926	11,402
	Graduate Studies	BIOL	0	0	22	22	0	0	0	0	22
		CHEM	0	0	6	6	0	0	0	0	6
		MSFS	0	0	102	102	0	0	99	99	201
		Total	0	0	130	130	0	0	99	99	229
	Nursing	NURS	0	1,918	0	1,918	0	1,809	0	1,809	3,727

			200830				200910				Total
			Lower	Upper	Grad	Total	Lower	Upper	Grad	Total	
Science	Nursing	Total	0	1,918	0	1,918	0	1,809	0	1,809	3,727
	Physical Science	CHEM	3,010	471	0	3,481	2,661	179	0	2,840	6,321
		GEO	955	36	0	991	1,143	109	0	1,252	2,243
		GEOG	145	132	0	277	78	180	0	258	535
		PHYS	891	0	0	891	560	0	0	560	1,451
		PSCI	0	2	0	2	78	25	0	103	105
		Total	5,001	641	0	5,642	4,520	493	0	5,013	10,655
	Total		11,117	4,509	130	15,756	10,408	4,559	104	15,071	30,827
University Studies	Honors	HONR	24	18	0	42	0	13	0	13	55
		Total	24	18	0	42	0	13	0	13	55
	University Studies	UNIV	3,175	0	191	3,366	799	0	0	799	4,165
		Total	3,175	0	191	3,366	799	0	0	799	4,165
	Total		3,199	18	191	3,408	799	13	0	812	4,220
Total		57,489	26,718	5,047	89,254	48,011	29,893	6,453	84,357	173,611	

			200930				201010				Total
			Lower	Upper	Grad	Total	Lower	Upper	Grad	Total	
Business	Accounting	ACCT	825	864	0	1,689	768	1,078	0	1,846	3,535
		Total	825	864	0	1,689	768	1,078	0	1,846	3,535
	Economics & Finance	ECON	1,221	363	0	1,584	1,161	321	0	1,482	3,066
		FIN	339	591	0	930	183	522	0	705	1,635
		Total	1,560	954	0	2,514	1,344	843	0	2,187	4,701
	Management & Marketing	BA	738	0	0	738	560	0	0	560	1,298
		BE	0	0	0	0	0	31	0	31	31
		HRHM	0	628	0	628	0	657	0	657	1,285
		MGMT	0	1,405	0	1,405	0	1,317	0	1,317	2,722
		MKTG	0	528	0	528	0	618	0	618	1,146
		Total	738	2,561	0	3,299	560	2,623	0	3,183	6,482
	Master of Accountancy	ACCT	0	0	606	606	0	0	537	537	1,143
		Total	0	0	606	606	0	0	537	537	1,143
	Master of Business Administrat	ACCT	0	0	198	198	0	0	87	87	285
		BA	0	0	153	153	0	0	87	87	240
		ECON	0	0	117	117	0	0	162	162	279
		FIN	0	0	120	120	0	0	75	75	195
		MGMT	0	0	84	84	0	0	432	432	516
		MKTG	0	0	177	177	0	0	75	75	252
		Total	0	0	849	849	0	0	918	918	1,767
	Military Science	MILS	132	90	0	222	75	92	0	167	389

			200930				201010				Total
			Lower	Upper	Grad	Total	Lower	Upper	Grad	Total	
Business	Military Science	Total	132	90	0	222	75	92	0	167	389
	Total		3,255	4,469	1,455	9,179	2,747	4,636	1,455	8,838	18,017
Computing, Integrated Engineer	Computer Science Info Svstems	CSIS	3,117	186	0	3,303	2,907	264	0	3,171	6,474
		Total	3,117	186	0	3,303	2,907	264	0	3,171	6,474
	Integrated Engineering & Techn	CCET	374	162	0	536	269	294	0	563	1,099
		CM	247	91	0	338	163	309	0	472	810
		EET	234	57	0	291	192	120	0	312	603
		ENGR	501	335	0	836	370	243	0	613	1,449
		TE	0	0	0	0	0	0	0	0	0
		TECH	0	0	0	0	0	38	0	38	38
		Total	1,356	645	0	2,001	994	1,004	0	1,998	3,999
	Mathematics	MATH	8,155	472	0	8,627	7,551	213	0	7,764	16,391
		Total	8,155	472	0	8,627	7,551	213	0	7,764	16,391
	Total		12,628	1,303	0	13,931	11,452	1,481	0	12,933	26,864
	Continuing & Profsnl Studies	Continuing Ed	CPS	0	36	0	36	2	0	0	2
EDRG			0	57	0	57	0	0	0	0	57
Total			0	93	0	93	2	0	0	2	95
Short Term Intensive Training		STIT	0	0	0	0	0	0	0	0	0
		Total	0	0	0	0	0	0	0	0	0
Total		0	93	0	93	2	0	0	2	95	
Education & Hu	Elem Educ & Fam	FLHD	0	3	0	3	0	0	0	0	3

			200930				201010				Total
			Lower	Upper	Grad	Total	Lower	Upper	Grad	Total	
Education & Human Development	Elem Educ & Fam	Total	0	3	0	3	0	0	0	0	3
	Graduate Studies	EDUC	0	137	0	137	0	45	0	45	182
		Total	0	137	0	137	0	45	0	45	182
	Graduate Studies in Education	EDRG	0	93	24	117	0	354	36	390	507
		EDUC	0	831	2,448	3,279	0	633	2,810	3,443	6,722
		EESL	0	6	45	51	0	639	81	720	771
		ELED	0	0	18	18	0	0	33	33	51
		FLHD	0	0	0	0	0	0	0	0	0
		LM	0	0	30	30	0	0	36	36	66
		SCED	0	0	0	0	0	0	0	0	0
		SPED	0	0	141	141	0	0	168	168	309
		Total	0	930	2,706	3,636	0	1,626	3,164	4,790	8,426
		Library	LM	1,006	123	0	1,129	737	99	6	842
	Total		1,006	123	0	1,129	737	99	6	842	1,971
	Phys Ed & Human Performance	ORPT	165	129	0	294	161	115	0	276	570
		PE	2,895	1,334	354	4,583	3,128	1,514	384	5,026	9,609
		Total	3,060	1,463	354	4,877	3,289	1,629	384	5,302	10,179
	Teacher Ed & Family Dvlpmnt	ECED	0	237	0	237	0	261	0	261	498
		EDRG	0	516	0	516	0	504	0	504	1,020
		EDUC	612	427	0	1,039	546	374	0	920	1,959
		EESL	0	378	0	378	0	252	0	252	630

			200930				201010				Total
			Lower	Upper	Grad	Total	Lower	Upper	Grad	Total	
Education & Human Development	Teacher Ed & Family Dvlpmnt	ELED	90	1,583	0	1,673	49	1,654	0	1,703	3,376
		FLHD	1,174	559	0	1,733	765	709	0	1,474	3,207
		SCED	87	743	0	830	61	824	0	885	1,715
		SPED	0	564	0	564	0	704	0	704	1,268
		Total	1,963	5,007	0	6,970	1,421	5,282	0	6,703	13,673
	Total		6,029	7,663	3,060	16,752	5,447	8,681	3,554	17,682	34,434
Humanities and Social Sciences	Communication	COMM	1,875	1,553	0	3,428	1,791	1,499	0	3,290	6,718
		Total	1,875	1,553	0	3,428	1,791	1,499	0	3,290	6,718
	English	ENGL	4,925	666	0	5,591	4,292	652	0	4,944	10,535
		Total	4,925	666	0	5,591	4,292	652	0	4,944	10,535
	Foreign Language & Humanities	ASL	228	2	0	230	0	0	0	0	230
		FREN	472	48	0	520	452	92	0	544	1,064
		GERM	300	36	0	336	296	120	0	416	752
		HU	255	0	0	255	555	0	0	555	810
		LANG	0	99	0	99	0	0	0	0	99
		PHIL	288	87	0	375	321	66	0	387	762
		SPAN	1,164	364	0	1,528	660	493	0	1,153	2,681
		Total	2,707	636	0	3,343	2,284	771	0	3,055	6,398
	History and Sociology	ANTH	228	55	0	283	186	153	0	339	622
		HIST	2,259	856	0	3,115	1,972	920	0	2,892	6,007
		HSS	558	30	0	588	491	9	0	500	1,088

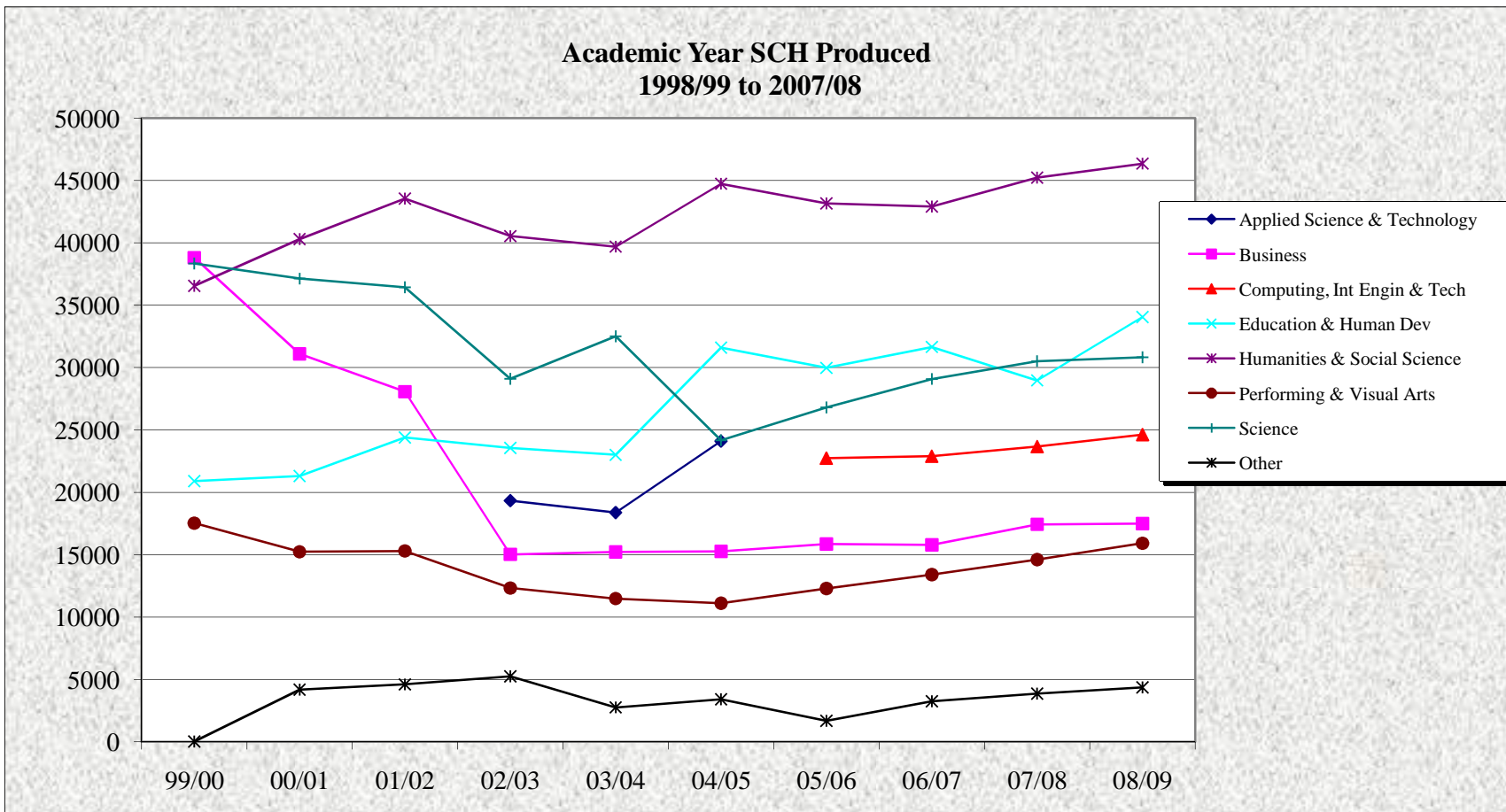
			200930				201010				Total	
			Lower	Upper	Grad	Total	Lower	Upper	Grad	Total		
Humanities and Social Sciences	History and Sociology	SOC	828	249	0	1,077	657	432	0	1,089	2,166	
		SOSC	0	34	0	34	0	58	0	58	92	
		Total	3,873	1,224	0	5,097	3,306	1,572	0	4,878	9,975	
	Master of Arts in Prof Comm	COMM	0	0	252	252	0	0	268	268	520	
		Total	0	0	252	252	0	0	268	268	520	
	Political Sci Criminal Justice	CJ	984	736	0	1,720	978	915	0	1,893	3,613	
		PADM	0	0	285	285	0	0	333	333	618	
		PLGL	138	0	0	138	81	0	0	81	219	
		POLS	984	425	0	1,409	435	615	0	1,050	2,459	
		Total	2,106	1,161	285	3,552	1,494	1,530	333	3,357	6,909	
	Psychology	PSY	1,842	1,900	0	3,742	1,410	2,229	0	3,639	7,381	
		Total	1,842	1,900	0	3,742	1,410	2,229	0	3,639	7,381	
	Total			17,328	7,140	537	25,005	14,577	8,253	601	23,431	48,436
	Performing and Visual Arts	Art and Design	ART	2,256	1,033	0	3,289	1,968	1,217	0	3,185	6,474
			ARTH	399	69	0	468	231	153	0	384	852
PVA			174	0	0	174	189	0	0	189	363	
Total			2,829	1,102	0	3,931	2,388	1,370	0	3,758	7,689	
Master of Fine Arts		AA	0	0	48	48	0	0	63	63	111	
		Total	0	0	48	48	0	0	63	63	111	
Music		MUSC	1,555	632	0	2,187	1,505	606	0	2,111	4,297	
		Total	1,555	632	0	2,187	1,505	606	0	2,111	4,297	

			200930				201010				Total
			Lower	Upper	Grad	Total	Lower	Upper	Grad	Total	
Performing and Visual Arts	Theatre Arts	DANC	547	288	0	835	428	315	0	743	1,578
		PVA	92	0	0	92	80	0	0	80	172
		THEA	1,370	507	0	1,877	1,064	471	0	1,535	3,412
		Total	2,009	795	0	2,804	1,572	786	0	2,358	5,162
	Total	6,393	2,528	48	8,969	5,465	2,761	63	8,289	17,258	
Science	Agriculture Sci/Nutritional Sci	AGSC	355	326	0	681	506	386	0	892	1,572
		NFS	1,506	308	0	1,814	1,446	241	0	1,687	3,501
		Total	1,861	634	0	2,495	1,952	627	0	2,579	5,073
	Biology	BIOL	4,267	1,189	0	5,456	4,684	1,614	0	6,298	11,754
		MSFS	0	0	0	0	0	0	0	0	0
		NR	0	0	0	0	222	69	0	291	291
		RANG	0	44	0	44	0	0	0	0	44
		SCI	369	0	0	369	252	0	0	252	621
		Total	4,636	1,233	0	5,869	5,158	1,683	0	6,841	12,710
	Graduate Studies	MSFS	0	0	6	6	0	0	9	9	15
		Total	0	0	6	6	0	0	9	9	15
	Nursing	NURS	0	1,604	0	1,604	0	1,490	0	1,490	3,094
		Total	0	1,604	0	1,604	0	1,490	0	1,490	3,094
	Physical Science	CHEM	3,409	318	0	3,727	2,810	173	0	2,983	6,710
		GEO	1,307	165	0	1,472	1,085	84	0	1,169	2,641
		GEOG	66	215	0	281	111	279	0	390	671

			200930				201010				Total
			Lower	Upper	Grad	Total	Lower	Upper	Grad	Total	
Science	Physical Science	PHYS	975	18	0	993	662	12	0	674	1,667
		PSCI	0	0	0	0	81	12	0	93	93
		Total	5,757	716	0	6,473	4,749	560	0	5,309	11,782
	Total	12,254	4,187	6	16,447	11,858	4,360	9	16,227	32,674	
University Studies	Honors	HONR	51	11	0	62	0	7	0	7	69
		Total	51	11	0	62	0	7	0	7	69
	University Studies	UNIV	3,868	0	0	3,868	1,235	0	0	1,235	5,103
		Total	3,868	0	0	3,868	1,235	0	0	1,235	5,103
	Total	3,919	11	0	3,930	1,235	7	0	1,242	5,172	
Total			61,806	27,394	5,106	94,306	52,783	30,179	5,682	88,644	182,949

**Southern Utah University
Academic Year SCH Produced
1999/00 to 2008/09**

	99/00	00/01	01/02	02/03	03/04	04/05	05/06	06/07	07/08	08/09
Applied Science & Technology				19,331	18,374	24,109				
Business	38,812	31,097	28,066	15,026	15,225	15,260	15,859	15,787	17,432	17,489
Computing, Int Engin & Tech							22,740	22,893	23,663	24,620
Education & Human Dev	20,904	21,306	24,391	23,561	23,001	31,596	29,977	31,653	28,971	34,057
Humanities & Social Science	36,552	40,292	43,546	40,538	39,694	44,737	43,166	42,903	45,220	46,348
Performing & Visual Arts	17,527	15,235	15,298	12,327	11,483	11,103	12,292	13,404	14,611	15,916
Science	38,351	37,129	36,443	29,093	32,507	24,178	26,798	29,088	30,516	30,827
Other	26	4,175	4,604	5,256	2,761	3,406	1,680	3,253	3,861	4,356
Total	152,172	149,234	152,348	145,132	143,045	154,389	152,512	158,981	164,274	173,613



Source: Third-Week Enrollment Report

* Beginning 00/01, "Other" category includes Continuing Ed and Univ Studies